

2016-2017 OMTA CELLO THEORY LEVEL FIVE

Student's Name _____ Key _____
 Teacher's Name _____

Written Score	<u>88</u>
Aural Score	<u>12</u>
TOTAL	<u>100</u>

1. NOTATION OF PITCH

On the line below each note, write its letter name. Use accidentals as needed.

8 pt.
2 pt. each

C# C B^b A

Draw the notes on the staff. Use whole notes.

8 pt.
2 pt. each

C# **D** **B^b** **E**

2. NOTATION OF RHYTHM






On each line, draw ONE NOTE to complete the measure.

8 pt.
2 pt. each

On each line, draw ONE REST to complete the measure.

TURN TO NEXT PAGE


Write the name of each note and match the time value of the note on the blank line beside the name.

	Note Name	Time Value	
10 pt. 2 pt. each	 <u>quarter note</u>	<u>5</u>	1. 2 beats
	 <u>eighth note</u>	<u>2</u>	2. ½ beat
	 <u>dotted half note</u>	<u>4</u>	3. 1 ½ beats
	 <u>half note</u>	<u>1</u>	4. 3 beats
	 <u>dotted quarter note</u>	<u>3</u>	5. 1 beat


3. KEY SIGNATURES

Draw the following key signatures.


8 pt.
2 pt. each




F Major



G Major



D Major



A Major

4. MAJOR SCALES

Circle the correct answer for the following questions.

a. What is the Major scale pattern?

- W W H W W W H**
 W H W W H W W
 W W H H W W H

b. What Major scale has 0 sharps and flats?

8 pt.
2 pt. each

- C Major**
 G Major
 A Major

c. What minor scale has 0 sharps or flats?

- c minor**
 g minor
 a minor

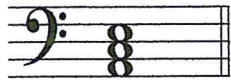
d. The harmonic minor scale is a natural minor scale with a raised _____ scale degree.
Circle the answer.

- first**
 third
 seventh

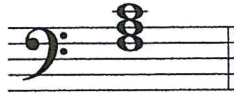
5. HARMONIC STUDY

Identify each triad (chord). Circle if it is Major or minor.


8 pt.
2 pt. each




(A) a Major minor



F Major minor



(E) e Major minor




D Major minor

6. INTERVALS

Draw the interval above the note that is drawn on the staff..


8 pt.
2 pt. each



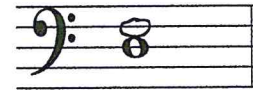
Major 2nd



Fourth



Major 3rd



minor 3rd

7. TERMINOLOGY

On the line in front of each term, write the **number** of its definition.

Terms

Definitions

5 D. S. al Fine

1. major and minor keys with the same key signature

3 accelerando

2. two notes played at the same time

2 double stop

3. gradually faster

1 relative major and minor keys

4. lines added above or below the staff to increase the range

6 pizzicato

5. return to the sign and play to Fine

7 coda

6. to pluck the strings with a finger

7. a section or passage added to the end of a musical composition

12 pt.
2 pt. each

TURN TO NEXT PAGE

8. MUSICAL EXAMPLE

Use the musical example to answer the questions below. *The measures are numbered.*

a. The example is written in the key of D Major.

b. The tempo marking means to play: *Circle the answer.*

fast walking tempo slow

c. The symbol in measures 1 and 2 is a: *Circle the answer.*

slur tie fermata

d. The interval circled in measure 3 is a: *Circle the answer.*

Major 2nd Major 3rd 4th

e. The sign in measure 3 means to play: *Circle the answer.*

gradually faster gradually softer gradually slower

2016-2017 OMTA Aural Awareness Levels 5 & 6

Student's Name _____ 1 point each _____

1.  Same Different

2. 

3. Accelerando Ritardando


4. Interval 1 Interval 2

5. Interval 1 Interval 2

6. Interval 1 Interval 2

7. Crescendo Diminuendo

8. 

9. 

10. Parallel Contrary

11. Parallel Contrary

12. 