

## 2016-2017 OMTA CELLO THEORY LEVEL SIX

Student's Name \_\_\_\_\_ Key \_\_\_\_\_  
 Teacher's Name \_\_\_\_\_

Written Score	<u>88</u>
Aural Score	<u>12</u>
<b>TOTAL</b>	<b><u>100</u></b>

### 1. NOTATION OF PITCH

On the staff **BESIDE** each note, draw its **enharmonic** note. Use *whole notes*. Use *accidentals* as needed.

8 pt.  
2 pt.  
each

### 2. NOTATION OF RHYTHM

Each measure below is incomplete. At the end (right) of each example, circle the note, rest, or group of notes that gives each measure the **correct number of counts (beats)**.

8 pt.  
2 pt.  
each

Circle the measure that has the incorrect number of beats.

TURN TO NEXT PAGE

**3. KEY SIGNATURES**

On the line below each key signature name the key.




(E) e minor



D Major




F Major




C Major

1/2 pt.  
2 pt.  
each


Draw the key signatures.




**A Major**



**b minor**




**d minor**



**G Major**


**4. SCALES**

Identify (name) the following scales. *Include Major or minor (harmonic or natural) in the answer.*




C major

1/2 pt.  
2 pt.  
each




(D) d natural minor



(E) e harmonic minor


TURN TO NEXT PAGE

Draw the following scales one octave ascending. Use whole notes. Use accidentals as needed. DO NOT USE KEY SIGNATURES.



4 pt.  
2 pt. each

a harmonic minor





d natural minor

In the key of **F Major**, name the following notes:

	Tonic	<u>F</u>
6 pt. 2 pt. each	Subdominant	<u>B<sup>b</sup></u>
	Dominant	<u>C</u>


**5. HARMONIC STUDY**

On the staff below draw each Major triad above the given note. Use whole notes. Use accidentals as needed.



12 pt.  
2 pt. each

Draw the following minor triads.



e minor

d minor


**6. INTERVALS**

Circle the Major 3<sup>rd</sup>.




6 pt.  
2 pt.  
each

On the staff below, draw the interval ABOVE the given note. Use whole notes.



Fourth



Major 3<sup>rd</sup>

**7. TERMINOLOGY**

On the line in front of each term, write the **number** of its definition.

**Terms**

**Definitions**

6 martele

1. little by little

7 giocoso

2. notes spelled differently but sound the same

2 enharmonic

3. Major and minor keys with the same key signature

4 adagio

4. slow, slower than andante

1 poco a poco

5. time signature indicated by 4/4 or C

5 common time

6. a staccato bowing with the bow remaining on the string


7. happy or joyful

12 pt.  
2 pt.  
each

TURN TO NEXT PAGE

8. MUSICAL EXAMPLE

Use the musical example below to answer the questions. *The measures are numbered.*



a. The tempo marking for this example means: *Circle the correct answer.*

sweetly

**slower than allegro but faster than moderato**

slow

b. Draw the time signature in the appropriate place on the staff.

c. The interval circled in measure 1 is a: *Circle the correct answer.*

Major 2<sup>nd</sup>

**Major 3<sup>rd</sup>**

minor 3<sup>rd</sup>


d. Write the term for “gradually slower” in the box in measure 3.


e. The A Major tonic triad is found in measure 4.

END OF WRITTEN TEST

2016-2017 OMTA Aural Awareness Levels 5 & 6

Student's Name \_\_\_\_\_ 1 point each \_\_\_\_\_

1.  Same  Different

2. 

3.  Accelerando Ritardando

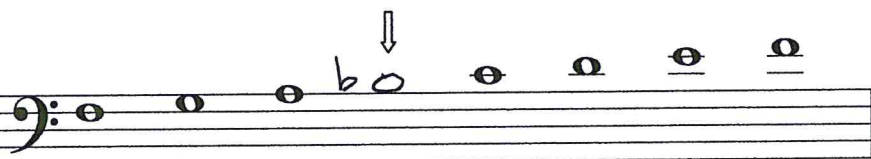
4.  Interval 1 Interval 2

5.  Interval 1 Interval 2

6.  Interval 1 Interval 2

7. Crescendo  Diminuendo

8. 

9. 

10.  Parallel Contrary

11. Parallel  Contrary

12. 