

2016-2017 OMTA THEORY LEVEL NINE

Student's Name _____ Key _____
 Teacher's Name _____

Written Score	<u>88</u>
Aural Score	<u>12</u>
TOTAL	<u>100</u>

1. NOTATION OF PITCH

On the line below each note, write its **letter name**.

8 pt.
2 pt.
each

On the staff **BESIDE** each note, draw its **enharmonic** note. Use **whole notes**. Use **accidentals** as needed.

2. NOTATION OF RHYTHM

In the boxes below, draw the **note or rest** indicated.

10 pt.
2 pt.
each

On each line, draw **ONE NOTE** to complete the measure.

On the line, draw **ONE REST** to complete the measure.

3. KEY SIGNATURES

On the staff below, draw the **key signatures** indicated.



f minor

E-flat Major

12 pt.
2 pt. each




This is the key signature for A Major and also for f# minor.



This is the key signature for E^b Major and also for c minor.

4. SCALES

Name these scales. *Include major or the minor (natural, harmonic, melodic) form in your answer.*



B^b Major



c harmonic minor




c# natural minor


10 pt.
2 pt. each

Draw each **scale** one octave **ascending and descending**. Use **whole notes**. Use **accidentals** as needed in **both directions**. **DO NOT USE KEY SIGNATURES**.

A Major



b natural minor



5. HARMONIC STUDY

Identify these triads in the key of **E Major**. Use *tonic, subdominant or dominant*.

tonic
dominant

On the staves below, draw each **triad** in root position. Use *whole notes*. Use *accidentals as needed*.

c minor
B Major

16 pts.
2 pt.
each

On the staff below, draw the **TONIC (I) and DOMINANT (V) triads (chords)** in **ROOT POSITION**. Use *whole notes*. Use *accidentals as needed*. Use the example as a guide.

Example:

C Major I V
B Major I V
d minor i V
(harmonic)

6. INTERVALS

On the staff below, draw the **interval** above the given note. Use *whole notes*. Use *accidentals as needed*.

minor 3rd
Major 7th
Perfect 5th

6 pt.
2 pt. each

TURN TO NEXT PAGE

7. TERMINOLOGY

On the line in front of each term, write the **number** of its definition.

Terms**Definitions**5 martellato

1. lively, quick, faster than allegro, slower than presto

3 rubato

2. gracefully

4 melodic minor scale

3. expressive variation of tempo

2 grazioso4. a minor scale with a raised 6th and 7th scale degree ascending and lowered 6th and 7th scale degree descending6 sequence

5. hammered

1 vivace

6. the repetition of a short musical phrase at another pitch

8 affetuoso

7. work

8. tender, warm

14 pt.
2 pt.
each

8. MUSICAL EXAMPLE

Use the musical example to answer the questions below. *The measures are numbered.*

a. The example is written in the key of D major.
(Include Major or minor in the answer.)

b. The definition of the tempo marking is: *Circle the answer.*

gracefully **quick, fast tempo** majestic, dignified

c. The correct time signature for this example is: *Circle the answer.*

2/4 **4/4** 6/8

d. The pattern in the treble clef in measure 2 is a: *Circle the answer.*

sequence major scale ostinato

e. The chord circled in measure 7 is: *Circle the answer.*

Tonic Dominant **Dominant 7th**

f. The circled octaves in measure 8 are: *Circle the answer.*

Tonic Dominant Subdominant

12 pt.
2 pt.
each

