

2016-2017 OMTA VIOLA THEORY LEVEL EIGHT

Student's Name _____ *Key* _____
 Teacher's Name _____

Written Score	<u>88</u>
Aural Score	<u>12</u>
TOTAL	<u>100</u>

1. NOTATION OF PITCH

On the line below each note, write its letter name.

B^b F[#]

F[#] D^{bb}

*12 pt.
2 pt. each*

On the staff BESIDE each note, draw its **enharmonic** note. Use whole notes.

2. NOTATION OF RHYTHM

On each line, draw **ONE REST** to complete the measure.

8 pt. On each line, draw **ONE NOTE** to complete the measure.

2 pt. each

3. KEY SIGNATURES

On the line below each key signature, name the **minor** key.

B^b minor

F[#] minor

*8 pt.
2 pt. each*


On the line below each key signature, name the **Major** key.

F[#] Major

B^b Major

4. SCALES

Identify each scale. Write the key name in the blank and circle the correct form of the scale.




G Major natural minor harmonic minor




E Major natural minor harmonic minor

Draw the **b harmonic minor** scale one octave ascending and descending. Use whole notes. Use accidentals as needed *in both directions*. DO NOT USE A KEY SIGNATURE.



Draw the **A-flat Major** scale one octave ascending and descending. Use whole notes. Use accidentals as needed *in both directions*. DO NOT USE A KEY SIGNATURE.



5. HARMONIC STUDY

On the line below each triad, write its name and circle Major or minor.



(e) e Major
minor



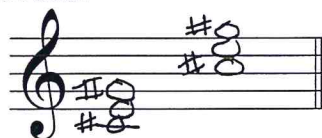
D Major
minor



(D) d Major
minor

1 2pt.
2 pt. each


On the staff below, draw each triad in root position. Use whole notes. Use accidentals as needed.



c-sharp minor



D-flat Major



E-flat Major

TURN TO NEXT PAGE

6. INTERVALS

Identify (name) each interval. *Circle the answer.*



- Major 3rd
- minor 3rd
- Perfect 4th



- Perfect 4th
- Perfect 5th
- minor 6th



- Major 6th
- minor 7th
- Major 7th

14 pt.
2 pt.
each

On the staff below, draw the **interval above the given note**. Use *whole notes*. Use *accidentals as needed*.



minor 7th

Major 6th

Perfect 5th

minor 2nd

7. TERMINOLOGY

On the line in front of each term, write the **number** of its definition.

Terms

Definitions

9 loco

1. a triad with the 3rd as the lowest note

5 non troppo

2. a minor scale with a raised 7th scale degree

7 root position triad

3. always

6 semplice

4. agitated or restless

8 dominant 7th

5. not too much

4 agitato

6. simple

1 1st inversions triad

7. a triad built in thirds

3 sempre

8. a chord built on the fifth scale degree with the added minor seventh above the root

9. return to the normal octave

16 pt.
2 pt.
each

TURN TO NEXT PAGE

8. MUSICAL EXAMPLE

Use the musical example to answer the questions below. *The measures are numbered.*

a. The term “agitato” above measure 1 means: *Circle the answer.*

with more expression

agitated or restless

more motion, faster

b. The example is in the key of E^b Major.
(Include Major or minor in the answer.)

10pt.
2pt.
each

c. The scale in measure 1 is a: *Circle the answer.*

Major scale

harmonic minor scale

natural minor scale

d. The triplets are found in measure 1.

e. The name of the chord circled in measure 3 is A^b Major.
(Include Major or minor in the answer.)

END OF WRITTEN TEST

2016-2017 OMTA Aural Awareness Levels 7 & 8

Student's Name _____ 1 point each _____

1. Major harmonic minor natural minor

2. Major harmonic minor natural minor

3. allegro andante

4. 3 4 6
4 4 8


5. minor 3rd Perfect 4th Perfect 5th

6. 

7. Major minor

8. Major minor

9. 

10. 

11. Interval 1 Interval 2

12. Interval 1 Interval 2