

## 2017 -2018 Aural Awareness

### Levels 1-2

The test is given from a CD. This text is for emergency use only.

Once the Aural Awareness test begins there can be no questions asked and no talking. Each question will be stated 2 times. When the test is finished, please remain seated and follow the directions from the test monitor for dismissal from the room.

QUESTION 1 FIRST TIME: You will hear two tones. Do these tones sound high or low?

QUESTION 1 SECOND TIME: Do these tones sound high or low?

QUESTION 2 FIRST TIME: You will hear two tones. Are they loud or soft?

QUESTION 2 SECOND TIME: Are they loud or soft?

QUESTION 3 FIRST TIME: You will hear two tones. Are they the same or different?

QUESTION 3 SECOND TIME: Are they the same or different?

QUESTION 4 FIRST TIME: You will hear two tones. Is the second tone higher or lower than the first tone?

QUESTION 4 SECOND TIME: Is the second tone higher or lower than the first tone?

QUESTION 5 FIRST TIME: You will hear two tones. Is the second tone higher or lower than the first tone?

QUESTION 5 SECOND TIME: Is the second tone higher or lower than the first tone?

QUESTION 6 FIRST TIME: You will hear four tones. Are these tones going higher or going lower?

QUESTION 6 SECOND TIME: Are these tones going higher or going lower?

QUESTION 7 FIRST TIME: You will hear four tones. Are these tones going higher or going lower?

QUESTION 7 SECOND TIME: Are these tones going higher or going lower?

QUESTION 8 FIRST TIME: You will hear a melody. Is it played legato or staccato?

QUESTION 8 SECOND TIME: Is the melody played legato or staccato?

QUESTION 9 FIRST TIME: You will hear a melody. Is it played legato or staccato?


QUESTION 9 SECOND TIME: Is the melody played legato or staccato?

QUESTION 10 FIRST TIME: You will hear a melody. Does it get gradually louder or gradually softer?

QUESTION 10 SECOND TIME: Does the melody get gradually louder or gradually softer?

You have now completed the Aural Awareness Test for Levels 1 and 2.


Aural Awareness 2017-2018  
Levels 1-2  
Examples


1. 

2. 

3. 

4. 


5. 

6. 

7. 

8. 

9. 

10. 

2017-2018 Aural Awareness  
Levels 3-4

The exam is given from CD. This text is provided for emergency use only.

Once the Aural Awareness test begins there can be no questions asked and no talking. Each question will be stated 2 times. When the test is finished please remain seated and follow the directions from the test monitor for dismissal from the room.

QUESTION 1 FIRST TIME: You will hear two tones. Are they the same or different?

QUESTION 1 SECOND TIME: Are the tones the same or different?

QUESTION 2 FIRST TIME: You will hear a melody. Is it played legato or staccato?

QUESTION 2 SECOND TIME: Is the melody played legato or staccato?

QUESTION 3 FIRST TIME: You will hear a melody. Is it played legato or staccato?

QUESTION 3 SECOND TIME: Is the melody played legato or staccato?

QUESTION 4 FIRST TIME: You will hear a melody. Is it played piano or forte?

QUESTION 4 SECOND TIME: Is the melody played piano or forte?

QUESTION 5 FIRST TIME: You will hear one note. Is it high or low?

QUESTION 5 SECOND TIME: You will hear one note. Is it high or low?

QUESTION 6 FIRST TIME: You will hear a melody. Does it get gradually louder or gradually softer?

QUESTION 6 SECOND TIME: Does the melody get gradually louder or gradually softer?

QUESTION 7 FIRST TIME: You will hear an interval played both separately and together. Is the interval a second or a third? Circle the interval you hear.

QUESTION 7 SECOND TIME: Is the interval a second or a third? Circle the interval you hear.

QUESTION 8 FIRST TIME: You will hear two tones. Is the second tone one octave higher or one octave lower?

QUESTION 8 SECOND TIME: Is the second tone one octave higher or one octave lower?

QUESTION 9 FIRST TIME: You will hear two tones. Is the second tone higher or lower?

QUESTION 9 SECOND TIME: Is the second tone higher or lower?

QUESTION 10 FIRST TIME: You will hear two tones. Is the second tone higher or lower?

QUESTION 10 SECOND TIME: Is the second tone higher or lower than the first tone?

You have now completed the Aural Awareness Test for Levels 3 and 4.



2017-2018 Aural Awareness  
Levels 5-6

The exam is given from CD. This text is provided for emergency use only.

Once the Aural Awareness test begins there can be no questions asked and no talking. Each question will be stated 3 times. When the test is finished please remain seated and follow the directions from the test monitor for dismissal from the room.

QUESTION 1 FIRST TIME: A rhythm pattern will be played. Is the pattern the same as the one printed or different? Circle the correct answer.

QUESTION 1 SECOND TIME: Is the pattern the same as the one printed or different? Circle the correct answer.

QUESTION 1 THIRD TIME: Is the pattern the same as the one printed or different? Circle the correct answer.

QUESTION 2 FIRST TIME: You will hear a two measure rhythm pattern. Draw the missing note under the arrow to complete measure 2.

QUESTION 2 SECOND TIME: Draw the missing note under the arrow to complete measure 4.

QUESTION 2 THIRD TIME: Draw the missing note under the arrow to complete measure 4.

QUESTION 3 FIRST TIME: A melody will be played. Does the melody end with an accelerando or a ritardando? Circle the correct answer.

QUESTION 3 SECOND TIME: Does the melody end with an accelerando or a ritardando? Circle the correct answer.

QUESTION 3 THIRD TIME: Does the melody end with an accelerando or a ritardando? Circle the correct answer.

QUESTION 4 FIRST TIME: Two intervals will be played both melodically and harmonically. Which interval is a 5<sup>th</sup>? Circle the correct answer. Interval No. 1 Interval No. 2

QUESTION 4 SECOND TIME: Which interval is a 5<sup>th</sup>? Circle the correct answer.  
Interval No. 1 Interval No. 2

QUESTION 4 THIRD TIME: Which interval is a 5<sup>th</sup>? Circle the correct answer.  
Interval No. 1 Interval No. 2

QUESTION 5 FIRST TIME: Two intervals will be played both melodically and harmonically. Which interval is a 3<sup>rd</sup>? Circle the correct answer. Interval No. 1 Interval No. 2

QUESTION 5 SECOND TIME: Which interval is a 3<sup>rd</sup>? Circle the correct answer.  
Interval No. 1 Interval No. 2

QUESTION 5 THIRD TIME: Which interval is a 3<sup>rd</sup>? Circle the correct answer.  
Interval No. 1 Interval No. 2

QUESTION 6 FIRST TIME: Two intervals will be played both melodically and harmonically. Which interval is a 2<sup>nd</sup>? Circle the correct answer.

QUESTION 6 SECOND TIME: Which interval is a 2<sup>nd</sup>? Circle the correct answer.

QUESTION 6 THIRD TIME: Which interval is a 2<sup>nd</sup>? Circle the correct answer.

QUESTION 7 FIRST TIME: A melodic example will be played. Does the example end with a crescendo or a diminuendo? Circle the correct answer.

QUESTION 7 SECOND TIME: Does the example end with a crescendo or a diminuendo? Circle the correct answer.

QUESTION 7 THIRD TIME: Does the example end with a crescendo or a diminuendo? Circle the correct answer.

QUESTION 8 FIRST TIME: You will hear a melody. Draw the correct note under the arrow to complete the melody.

QUESTION 8 SECOND TIME: Draw the correct note under the arrow to complete the melody.

QUESTION 8 THIRD TIME: Draw the correct note under the arrow to complete the melody.

QUESTION 9 FIRST TIME: A scale will be played. Add the missing note to complete the scale. Add an accidental if needed.

QUESTION 9 SECOND TIME: Add the missing note to complete the scale. Add an accidental if needed.

QUESTION 9 THIRD TIME: Add the missing note to complete the scale. Add an accidental if needed.

QUESTION 10 FIRST TIME: A scale will be played in both hands. Is this scale moving in parallel motion or contrary motion? Circle the correct answer.

QUESTION 10 SECOND TIME: Is this scale moving in parallel motion or contrary motion? Circle the correct answer.

QUESTION 10 THIRD TIME: Is this scale moving in parallel motion or contrary motion? Circle the correct answer.

QUESTION 11 FIRST TIME: A scale will be played in both hands. Is this scale moving in parallel motion or contrary motion? Circle the correct answer.

QUESTION 11 SECOND TIME: Is this scale moving in parallel or contrary motion? Circle the correct answer.

QUESTION 11 THIRD TIME: Is this scale moving in parallel motion or contrary motion? Circle the correct answer.

QUESTION 12 FIRST TIME: A melody will be played containing an accent. Place the accent in the correct position.

QUESTION 12 SECOND TIME: Place the accent in the correct position.

QUESTION 12 THIRD TIME: Place the accent in the correct position.

You have now completed the Aural Awareness Test for Levels 5 and 6.

Aural Awareness 2017-2018  
Levels 5-6  
Examples

1. 

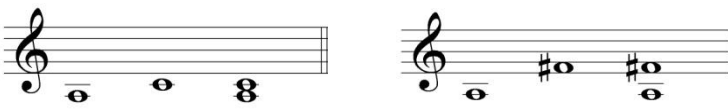
2. 

3. 

4. 

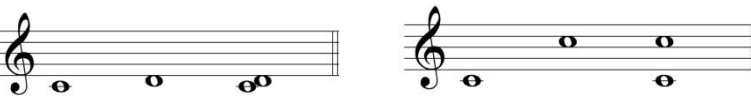
Interval No. 1

Interval No. 2

5. 

Interval No. 1

Interval No. 2

6. 

Interval No. 1

Interval No. 2

7. 

8. 

9.

Musical notation for exercise 9: a single bass clef staff with seven whole notes ascending from G2 to G3.

10.

Musical notation for exercise 10: a grand staff with two staves, each containing seven whole notes ascending from G2 to G3.

11.

Musical notation for exercise 11: a grand staff with two staves, each containing seven whole notes. The notes are G2, A2, B2, C3, D3, E3, and F#3.

12.

Musical notation for exercise 12: a single treble clef staff with a key signature of two sharps (F# and C#) and a 3/4 time signature. The melody consists of eighth and quarter notes: D4, E4, F#4, G4, A4, B4, C#5, B4, A4, G4, F#4, E4, D4.

2017-2018 Aural Awareness  
Levels 7-8

The exam is given from CD. This text is provided for emergency use only.

Once the Aural Awareness test begins there can be no questions asked and no talking. Each question will be stated 3 times. When the test is finished please remain seated and follow the directions from the test monitor for dismissal from the room.

QUESTION 1 FIRST TIME: A scale will be played. Is it Major, harmonic minor, or (pure) natural minor? Circle the correct answer.

QUESTION 1 SECOND TIME: Is the scale Major, harmonic minor, or natural minor? Circle the correct answer.

QUESTION 1 THIRD TIME: Is the scale Major, harmonic minor, or natural minor? Circle the correct answer.

QUESTION 2 FIRST TIME: A scale will be played. Is it Major, harmonic minor, or pure (natural) minor? Circle the correct answer.

QUESTION 2 SECOND TIME: Is the scale Major, harmonic minor, or natural minor? Circle the correct answer.

QUESTION 2 THIRD TIME: Is the scale Major, harmonic minor, or natural minor? Circle the correct answer.

QUESTION 3 FIRST TIME: A musical example will be played. Circle the word that best describes the tempo of the music.

QUESTION 3 SECOND TIME: Circle the word that best describes the tempo of the music.

QUESTION 3 THIRD TIME: Circle the word that best describes the tempo of the music.

QUESTION 4 FIRST TIME: A four measure rhythm pattern will be played. Circle the correct time signature.

QUESTION 4 SECOND TIME: Circle the correct time signature.

QUESTION 4 THIRD TIME: Circle the correct time signature.

QUESTION 5 FIRST TIME: An interval will be played both melodically and harmonically. Circle the Interval you hear.

QUESTION 5 SECOND TIME: Circle the interval you hear.

QUESTION 5 THIRD TIME: Circle the interval you hear.

QUESTION 6 FIRST TIME: A two measure rhythm pattern will be played. Circle the pattern you hear.

QUESTION 6 SECOND TIME: Circle the pattern you hear.

QUESTION 6 THIRD TIME: Circle the pattern you hear.

QUESTION 7 FIRST TIME: A triad will be played both melodically and harmonically. Is it Major or minor? Circle the correct answer.

QUESTION 7 SECOND TIME: Is the triad Major or minor? Circle the correct answer.

QUESTION 7 THIRD TIME: Is the triad Major or minor? Circle the correct answer.

QUESTION 8 FIRST TIME: A triad will be played both melodically and harmonically. Is it Major or minor? Circle the correct answer.

QUESTION 8 SECOND TIME: Is the triad Major or minor? Circle the correct answer.

QUESTION 8 THIRD TIME: Is the triad Major or minor? Circle the correct answer.

QUESTION 9 FIRST TIME: A melody will be played in a minor key. Draw a note under the arrow to complete the melody. Use an accidental if needed.

QUESTION 9 SECOND TIME: Draw a note under the arrow to complete the melody. Use an accidental if needed.

QUESTION 9 THIRD TIME: Draw a note under the arrow to complete the melody. Use an accidental if needed.

QUESTION 10 FIRST TIME: A melody in a minor key will be played. Draw a note under the arrows to complete the melody.

QUESTION 10 SECOND TIME: Draw a note under the arrows to complete the melody.

QUESTION 10 THIRD TIME: Draw a note under the arrows to complete the melody.

QUESTION 11 FIRST TIME: Two intervals will be played both melodically and harmonically. Which interval is a Major 6<sup>th</sup>? Circle the correct answer. Interval no. 1 Interval no. 2

QUESTION 11 SECOND TIME: Which interval is a Major 6<sup>th</sup>? Circle the correct answer.  
Interval no. 1 Interval no. 2

QUESTION 11 THIRD TIME: Which interval is a Major 6<sup>th</sup>? Circle the correct answer.  
Interval no. 1 Interval no. 2

QUESTION 12 FIRST TIME: Two intervals will be played both melodically and harmonically. Which interval is a minor 3<sup>rd</sup>? Circle the correct answer. Interval no. 1 Interval no. 2

QUESTION 12 SECOND TIME: Which interval is a Perfect 5<sup>th</sup>? Circle the correct answer.  
Interval no. 1 Interval no. 2

QUESTION 12 THIRD TIME: Which interval is a Perfect 5<sup>th</sup>? Circle the correct answer.  
Interval no. 1 Interval no. 2


You have now completed the Aural Awareness Test for Levels 7 and 8.

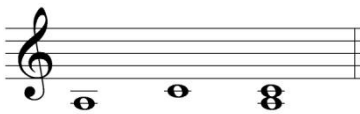
Aural Awareness 2017-2018  
Levels 7-8  
Examples

1. 


2. 


3.

4. 


5. 

6. 

7. 

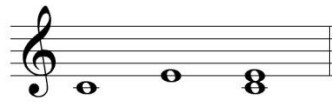
8. 

9. 

10. 

11. 

Interval 1



Interval 2

12. 

Interval 1



Interval 2

2017-2018 Aural Awareness  
Levels 9-10

The exam is given from CD. This text is provided for emergency use only.

Once the Aural Awareness test begins there can be no questions asked and no talking. Each question will be stated 3 times. When the test is finished please remain seated and follow the directions from the test monitor for dismissal from the room.

QUESTION 1 FIRST TIME: A rhythm pattern will be played. Draw a note under the arrow to complete the pattern. There will be a one measure count-off. 1 2 3 4 5 6

QUESTION 1 SECOND TIME: Draw a note under the arrow to complete the pattern. There will be a one measure count-off.

QUESTION 1 THIRD TIME: Draw a note under the arrow to complete the pattern. There will be a one measure count-off.

QUESTION 2 FIRST TIME: A rhythm pattern will be played. Circle the pattern you hear.

QUESTION 2 SECOND TIME: Circle the pattern you hear.

QUESTION 2 THIRD TIME: Circle the pattern you hear.

QUESTION 3 FIRST TIME: A four measure melody will be played. Circle the correct time signature.

QUESTION 3 SECOND TIME: Circle the correct time signature.

QUESTION 3 THIRD TIME: Circle the correct time signature.

QUESTION 4 FIRST TIME: A scale will be played. Circle the type of scale you hear.

QUESTION 4 SECOND TIME: Circle the type of scale you hear.

QUESTION 4 THIRD TIME: Circle the type of scale you hear.

QUESTION 5 FIRST TIME: A scale will be played. Circle the type of scale you hear.

QUESTION 5 SECOND TIME: Circle the type of scale you hear.

QUESTION 5 THIRD TIME: Circle the type of scale you hear.

QUESTION 6 FIRST TIME: A scale will be played. Circle the type of scale you hear.

QUESTION 6 SECOND TIME: Circle the type of scale you hear.

QUESTION 6 THIRD TIME: Circle the type of scale you hear.

QUESTION 7 FIRST TIME: A musical example will be played. Is it in a Major key or a minor key?  
Circle the correct answer.

QUESTION 7 SECOND TIME: Is the melody in a Major key or a minor key? Circle the correct answer.

QUESTION 7 THIRD TIME: Is the melody in a Major key or a minor key? Circle the correct answer.

QUESTION 8 FIRST TIME: A melody will be played. Add notes under the arrows to complete the melody .

QUESTION 8 SECOND TIME: Add notes under the arrows to complete the melody.

QUESTION 8 THIRD TIME: Add notes under the arrows to complete the melody.

QUESTION 9 FIRST TIME: An interval will be played both melodically and harmonically. Circle the interval you hear.

QUESTION 9 SECOND TIME: Circle the interval you hear.

QUESTION 9 THIRD TIME: Circle the interval you hear.

QUESTION 10 FIRST TIME: An interval will be played both melodically and harmonically. Circle the interval you hear.

QUESTION 10 SECOND TIME: Circle the interval you hear.

QUESTION 10 THIRD TIME: Circle the interval you hear.

QUESTION 11 FIRST TIME: An interval will be played both melodically and harmonically. Circle the interval you hear.

QUESTION 11 SECOND TIME: Circle the interval you hear.

QUESTION 11 THIRD TIME: Circle the interval you hear.

QUESTION 12 FIRST TIME: A musical example will be played. Circle the term that best describes the mood of the music.

QUESTION 12 SECOND TIME: Circle the term that best describes the mood of the music.

QUESTION 12 THIRD TIME: Circle the term that best describes the mood of the music.


You have now completed the Aural Awareness Test for Levels 9-10.



10.



11.



12.

2017-2018 Aural Awareness  
Levels 11-12

The exam is given from CD. This test is provided for emergency use only.

Once the Aural Awareness test begins there can be no questions asked and no talking. Each question will be stated 3 times. When the test is finished please remain seated and follow the directions from the test monitor for dismissal from the room.

QUESTION 1 FIRST TIME: A scale will be played. Circle the type of scale you hear.

QUESTION 1 SECOND TIME: Circle the type of scale you hear.

QUESTION 1 THIRD TIME: Circle the type of scale you hear.

QUESTION 2 FIRST TIME: A scale will be played. Circle the type of scale you hear.

QUESTION 2 SECOND TIME: Circle the type of scale you hear.

QUESTION 2 THIRD TIME: Circle the type of scale you hear.

QUESTION 3 FIRST TIME: A scale will be played. Circle the type of scale you hear.

QUESTION 3 SECOND TIME: Circle the type of scale you hear.

QUESTION 3 THIRD TIME: Circle the type of scale you hear.

QUESTION 4 FIRST TIME: A triad will be played both melodically and harmonically. Circle the type of triad you hear.

QUESTION 4 SECOND TIME: Circle the type of triad you hear.

QUESTION 4 THIRD TIME: Circle the type of triad you hear.

QUESTION 5 FIRST TIME: A triad will be played both melodically and harmonically. Circle the type of triad you hear.

QUESTION 5 SECOND TIME: Circle the type of triad you hear.

QUESTION 5 THIRD TIME: Circle the type of triad you hear.

QUESTION 6 FIRST TIME: An interval will be played both melodically and harmonically. Circle the interval you hear.

QUESTION 6 SECOND TIME: Circle the interval you hear.

QUESTION 6 THIRD TIME: Circle the interval you hear.

QUESTION 7 FIRST TIME: An interval will be played both melodically and harmonically. Circle the interval you hear.

QUESTION 7 SECOND TIME: Circle the interval you hear.

QUESTION 7 THIRD TIME: Circle the interval you hear.

QUESTION 8 FIRST TIME: A cadence will be played. The tonic chord will be played first. Circle the name of the cadence of the last two chords.

QUESTION 8 SECOND TIME: Circle the name of the cadence of the last two chords.

QUESTION 8 THIRD TIME: Circle the name of the cadence of the last two chords.

QUESTION 9 FIRST TIME: A cadence will be played. The tonic chord will be played first. Circle the name of the cadence of the last two chords.

QUESTION 9 SECOND TIME: Circle the name of the cadence of the last two chords.

QUESTION 9 THIRD TIME: Circle the name of the cadence of the last two chords.

QUESTION 10 FIRST TIME: A cadence will be played. The tonic chord will be played first. Circle the name of the cadence of the last two chords.

QUESTION 10 SECOND TIME: Circle the name of the cadence of the last two chords.

QUESTION 10 THIRD TIME: Circle the name of the cadence of the last two chords.

QUESTION 11 FIRST TIME: A 2-measure rhythm pattern will be played. Draw a note or notes under the arrows to complete the pattern.

QUESTION 11 SECOND TIME: Draw a note or notes under the arrows to complete the pattern.

QUESTION 11 THIRD TIME: Draw a note or notes under the arrows to complete the pattern.

QUESTION 12 FIRST TIME: A 2-measure melody will be played. The melodic rhythm of the first measure is written for you. Write in the melodic rhythm you hear in the second measure.

QUESTION 12 SECOND TIME: Write in the melodic rhythm you hear in the second measure.

QUESTION 12 THIRD TIME: Write in the melodic rhythm you hear in the second measure.

QUESTION 13 FIRST TIME: A 2-measure melody will be played. The music is printed for you. Circle the three notes that are different.

QUESTION 13 SECOND TIME: Circle the three notes that are different.

QUESTION 13 THIRD TIME: Circle the three notes that are different.

QUESTION 14 FIRST TIME: A melody in a minor key will be played. Draw notes under the arrows to complete the measures.

QUESTION 14 SECOND TIME: Draw notes under the arrows to complete the measures.

QUESTION 14 THIRD TIME: Draw notes under the arrows to complete the measures.

You have now completed the Aural Awareness Test for Levels 11-12.

Aural Awareness 2017-2018  
Levels 11-12  
Examples

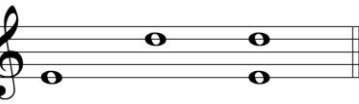
1. 

2. 


3. 

4. 

5. 

6. 

7. 

8. 

9.

10.

11.

12.

13.

14.

