

2017-2018 OMTA CELLO THEORY LEVEL SIX


Student's Name _____

Teacher's Name _____

Written Score _____
Aural Score _____
TOTAL _____

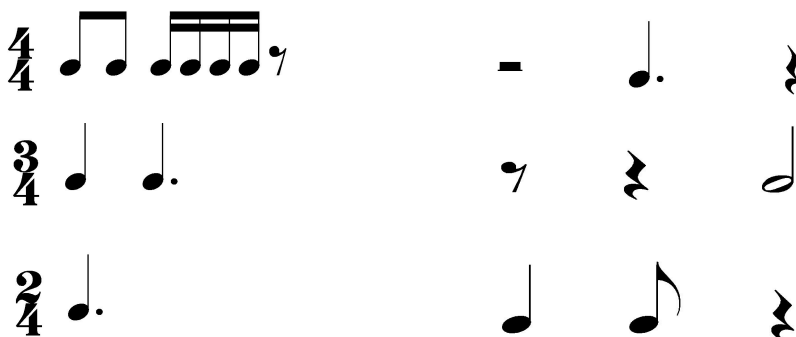
1. NOTATION OF PITCH

On the staff **BESIDE** each note, draw its **enharmonic** note. *Use whole notes. Use accidentals as needed.*



2. NOTATION OF RHYTHM

Each measure below is incomplete. At the end (right) of each example, circle the note, rest, or group of notes that gives each measure the **correct number of counts (beats)**.



Circle the measure that has the incorrect number of beats.



TURN TO NEXT PAGE

3. KEY SIGNATURES

On the line below each key signature name the key.




_____ minor



_____ Major




_____ Major




_____ Major


Draw the key signatures.




A Major



b minor



d minor




G Major

4. SCALES


Identify (name) the following scales. *Include Major or minor (harmonic or natural) in the answer.*








Draw the following scales one octave ascending. *Use whole notes. Use accidentals as needed.*
DO NOT USE KEY SIGNATURES.



a harmonic minor



d natural minor

In the key of **F Major**, name the following notes:

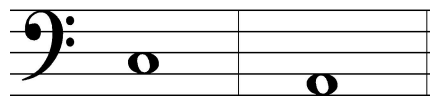
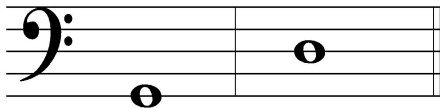
Tonic _____

Subdominant _____

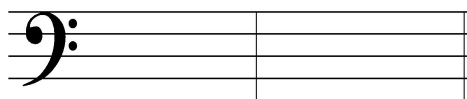
Dominant _____

5. HARMONIC STUDY

On the staff below draw each Major triad above the given note. *Use whole notes. Use accidentals as needed.*



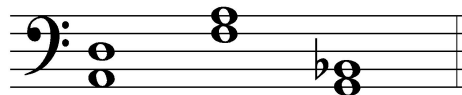
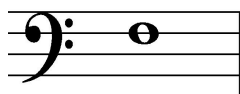
Draw the following minor triads.



e minor

d minor

TURN TO NEXT PAGE

6. INTERVALSCircle the **Major 3rd**.On the staff below, draw the interval ABOVE the given note. Use *whole notes*.**Fourth****Major 3rd****7. TERMINOLOGY**On the line in front of each term, write the **number** of its definition.**Terms**

_____ martele

_____ giocoso

_____ enharmonic

_____ adagio

_____ poco a poco

_____ common time

Definitions

1. little by little

2. notes spelled differently but sound the same

3. Major and minor keys with the same key signature

4. slow, slower than andante

5. time signature indicated by 4/4 or C

6. a staccato bowing with the bow remaining on the string

7. happy or joyful

TURN TO NEXT PAGE

8. MUSICAL EXAMPLE

Use the musical example below to answer the questions. *The measures are numbered.*

a. The tempo marking for this example means: *Circle the correct answer.*

sweetly slower than allegro but faster than moderato slow

b. Draw the time signature in the appropriate place on the staff.

c. The interval circled in measure 1 is a: *Circle the correct answer.*

Major 2nd Major 3rd minor 3rd

d. Write the term for “gradually slower” in the box in measure 3.


e. The A Major tonic triad is found in measure _____.

END OF WRITTEN TEST

2017-2018 OMTA Aural Awareness Levels 5 & 6

Student's Name _____

1.  Same Different

2. 


3. Accelerando Ritardando

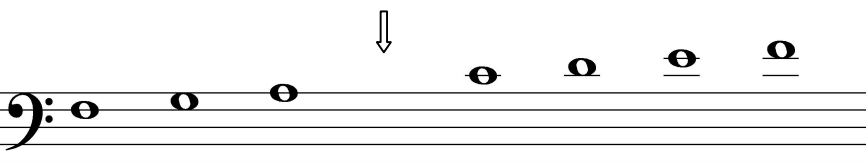
4. Interval 1 Interval 2

5. Interval 1 Interval 2

6. Interval 1 Interval 2

7. Crescendo Diminuendo

8. 

9. 

10. Parallel Contrary

11. Parallel Contrary

12. 