

2017 – 2018 OMTA CELLO THEORY LEVEL SEVEN

Student's Name _____

Teachers' Name _____

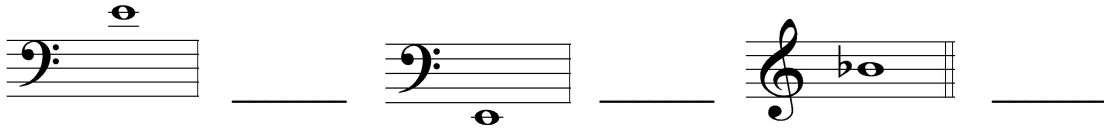
Written Score _____

Aural Score _____

TOTAL SCORE _____


1. NOTATION OF PITCH

Write the letter name for each note on the line beside each note..




2. NOTATION OF RHYTHM

On each line, draw **ONE NOTE** to complete the measure.



On each line, draw **ONE REST** to complete the measure.




3. KEY SIGNATURES

On the line below each key signature, name the key.




On each staff below, draw the **key signatures** indicated.




TURN TO NEXT PAGE

4. SCALES

Draw the **D Major scale** one octave **ascending and descending**. Use *whole notes*. Use *accidentals as needed in both directions*. **DO NOT USE A KEY SIGNATURE.**




Draw the **g natural minor scale** one octave **ascending and descending**. Use *whole notes*. Use *accidentals as needed in both directions*. **DO NOT USE A KEY SIGNATURE.**



5. HARMONIC STUDY

On the line below each triad, write its name. *Circle Major or minor.*



_____ Major
_____ minor



_____ Major
_____ minor

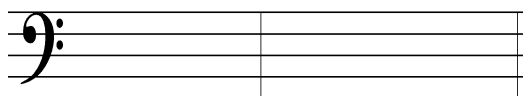


_____ Major
_____ minor

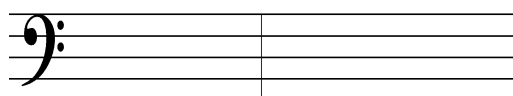


_____ Major
_____ minor

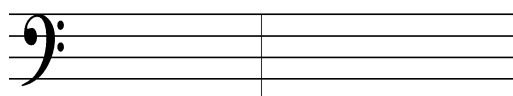
On the staff below, draw each **triad** in root position. Use *whole notes*. Use *accidentals as needed*.



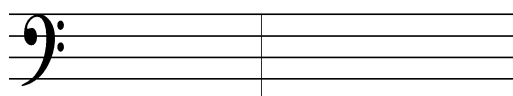
A-flat Major



d minor



e minor



G Major

6. INTERVALS

Identify (name) each **interval**. *Circle the answer.*



Major 6th
minor 6th
Perfect 5th




Perfect 5th
minor 6th
minor 2nd



minor 6th
Perfect 5th
Major 6th

TURN TO NEXT PAGE


On each staff below, draw the **interval above** the given note. Use *whole notes*. Use *accidentals as needed*.



minor 3rd



Perfect 5th



Major 2nd

7. TERMINOLOGY

On the line in front of each term, write the **number** of its definition.

Terms

Definitions

- | | |
|----------------------------|---|
| _____ allargando | 1. fifth degree of the scale |
| _____ col legno | 2. majestic, dignified |
| _____ harmonic minor scale | 3. in a singing style |
| _____ maestoso | 4. first degree of the scale |
| _____ cantabile | 5. broadening or slowing |
| _____ dominant | 6. seventh degree of the scale |
| _____ leading tone | 7. striking the strings with the bow-stick instead of the hair |
| _____ con spirito | 8. with expression |
| _____ tonic | 9. a natural minor scale with a raised 7 th scale degree |
| | 10. with spirit |

TURN TO NEXT PAGE

8. MUSICAL EXAMPLE

Use the musical example to answer the questions below. *The measures are numbered.*

a. The example is in the key of _____.
(Include Major or minor in the answer.)

b. The term above measure 1 means: *Circle the answer.*

with expression in a singing style majestic, dignified

c. Circle the correct time signature.

2/4

3/4

4/4

d. The notes in measure 1 are which scale degree? *Circle the answer.*

tonic

subdominant

dominant

e. The interval circled in measure 3 is a: *Circle the answer.*

Major 3rd

minor 3rd

Perfect 4th

f. What type of scale is in the treble clef in measure 2? *Circle the answer.*

Major

harmonic minor

natural minor

END OF WRITTEN TEST

2017-2018 OMTA Aural Awareness Levels 7 & 8

Student's Name _____

1. Major harmonic minor natural (pure) minor
2. Major harmonic minor natural (pure) minor
3. allegro andante
4. 3 4 6
4 4 8


5. minor 3rd Perfect 4th Perfect 5th

6. 

7. Major minor

8. Major minor

9. 

10. 

11. Interval 1 Interval 2

12. Interval 1 Interval 2