

2017-2018 OMTA THEORY LEVEL NINE

Student's Name _____

Teacher's Name _____

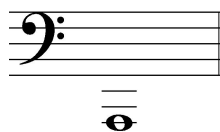
Written Score _____

Aural Score _____

TOTAL _____



1. NOTATION OF PITCH

On the line below each note, write its **letter name**.





On the staff **BESIDE** each note, draw its **enharmonic** note. *Use whole notes. Use accidentals as needed.*



2. NOTATION OF RHYTHM

In the boxes below, draw the **note or rest** indicated.



16th rest



32nd note

On each line, draw **ONE NOTE** to complete the measure.



On the line, draw **ONE REST** to complete the measure.



3. KEY SIGNATURES

On the staff below, draw the **key signatures** indicated.



f minor

E-flat Major



This is the key signature for ____ Major and also for ____ minor.




This is the key signature for ____ Major and also for ____ minor.

4. SCALES

Name these scales. *Include major or the minor (natural, harmonic, melodic) form in your answer.*









Draw each **scale** one octave **ascending and descending**. Use *whole notes*. Use *accidentals as needed in both directions*. **DO NOT USE KEY SIGNATURES.**

A Major




b natural minor




5. HARMONIC STUDY

Identify these triads in the key of **E Major**. Use *tonic, subdominant or dominant*.



On the staves below, draw each **triad** in root position. Use *whole notes*. Use *accidentals as needed*.




c minor

B Major


On the staff below, draw the **TONIC (I) and DOMINANT (V) triads (chords)** in **ROOT POSITION**. Use *whole notes*. Use *accidentals as needed*. Use the example as a guide.

Example:



6. INTERVALS

On the staff below, draw the **interval** above the given note. Use *whole notes*. Use *accidentals as needed*.



TURN TO NEXT PAGE

7. TERMINOLOGY

On the line in front of each term, write the **number** of its definition.

Terms**Definitions**

_____ martellato	1. lively, quick, faster than allegro, slower than presto
_____ rubato	2. gracefully
_____ melodic minor scale	3. expressive variation of tempo
_____ grazioso	4. a minor scale with a raised 6 th and 7 th scale degree ascending and lowered 6 th and 7 th scale degree descending
_____ sequence	5. hammered
_____ vivace	6. the repetition of a short musical phrase at another pitch
_____ affetuoso	7. work
	8. tender, warm

TURN TO NEXT PAGE

8. MUSICAL EXAMPLE

Use the musical example to answer the questions below. *The measures are numbered.*

a. The example is written in the key of _____.
(Include Major or minor in the answer.)

b. The definition of the tempo marking is: *Circle the answer.*

gracefully quick, fast tempo majestic, dignified

c. The correct time signature for this example is: *Circle the answer.*

2/4 4/4 6/8

d. The pattern in the treble clef in measure 2 is a: *Circle the answer.*

sequence major scale ostinato

e. The chord circled in measure 7 is: *Circle the answer.*

Tonic Dominant Dominant 7th

f. The circled octaves in measure 8 are: *Circle the answer.*

Tonic Dominant Subdominant

2017 – 2018 OMTA Aural Awareness Levels 9 & 10

Student's Name: _____

1. 



2. 

3.

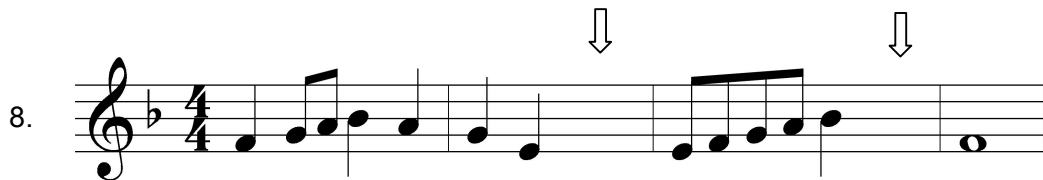
3	4	6
4	4	8

4. Major harmonic minor natural minor chromatic

5. Major harmonic minor natural minor chromatic

6. Major harmonic minor natural minor chromatic

7. Major minor

8. 

9. Major 2nd Major 3rd minor 6th

10. Major 6th Perfect 4th minor 7th

11. Major 2nd minor 3rd Perfect 4th

12. *maestoso* *agitato* *tranquillo*