

# 2018-2019 OMTA THEORY LEVEL ONE

1


Student's Name Key

Teacher's Name \_\_\_\_\_

Written Score	90
Aural Score	10
<b>TOTAL SCORE</b>	<b>100</b>

## NOTATION OF PITCH


Write the letter name of each note on the line below.



1. E

2. B

3. F

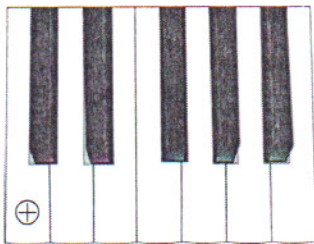


4. E


5. A

6. C


Write the name of the note marked on the keyboard.



7. C



8. F



9. B

TURN TO THE NEXT PAGE

NOTATION OF RHYTHM

Draw a line from the note to its name.

10. 

NOTE NAMES
Whole note
Half note
Quarter note

11. 

12. The time signature  $\frac{3}{4}$  tells us there are 3 beats in each measure.

13. The time signature  $\frac{3}{4}$  tells us the quarter note receives 1 beat(s).

INTERVALS

Are these notes a step or skip?



14. Step

TERMINOLOGY

Match the **terms** with the **definitions**. Write the letter on the blank line.

15. C staff
16. B measure
17. A bar line

**DEFINITIONS**

- A. A vertical line dividing the staff into measures
- B. Music between two bar lines
- C. Five lines and four spaces

TURN TO THE NEXT PAGE

MUSICAL EXAMPLE

Use the musical example to answer the questions below. The measures are numbered.

The musical example consists of a single staff with a treble clef. It is divided into four measures, numbered 1 through 4 above the staff. Measure 1 contains four quarter notes (G4, A4, B4, C5) and is marked with a piano (*p*) dynamic. Measure 2 contains two half notes (G4, A4). Measure 3 contains four quarter notes (G4, A4, B4, C5), each with a staccato dot below it. Measure 4 contains a whole note (G4) followed by a circled repeat sign at the end of the staff.

18. Identify the circled symbol? Circle the answer.

Bar line

Double bar line

Repeat

19. What does the dynamic marking in measure one mean? Circle the answer.

Piano, soft

Forte, loud

Play again

20. What do the dots in measure three mean? Circle the answer.

Legato

Staccato

Forte, loud

END OF WRITTEN TEST

## 2018-2019 OMTA Aural Awareness Levels 1 & 2

Student's Name \_\_\_\_\_

Key

Aural Score

10

- |     |                  |                  |
|-----|------------------|------------------|
| 1.  | High             | Low              |
| 2.  | Loud             | Soft             |
| 3.  | Same             | Different        |
| 4.  | Higher           | Lower            |
| 5.  | Higher           | Lower            |
| 6.  | Going higher     | Going lower      |
| 7.  | Going higher     | Going lower      |
| 8.  | Legato           | Staccato         |
| 9.  | Legato           | Staccato         |
| 10. | Gradually louder | Gradually softer |