

Written: all questions
2 points

Key

2018-2019 OMTA THEORY LEVEL FOUR – VIOLA

Student's Name _____

Teacher's Name _____

Written Score	90
Aural Score	10
TOTAL SCORE	100

NOTATION OF PITCH

Write the letter name of each note on the line below.

+12

1. E 2. A# 3. G 4. B^b 5. A 6. C

Draw the notes on the staff. Use whole notes.

+8

7. G 8. B# 9. F 10. C_b

DRAW IN THE BOX.

- +4
11. Sharp sign 12. Natural sign

NOTATION OF RHYTHM

- +10
13. Whole rest 14. Dotted quarter note 15. Dotted half note

16. Half rest 17. Single eighth note

TURN TO THE NEXT PAGE

KEY SIGNATURES

Draw the major key signatures.

+4



18. G Major

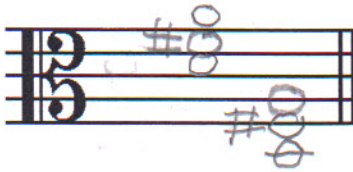


19. A Major

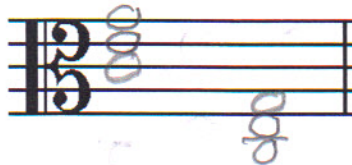
HARMONIC STUDY

Draw the triads. Use whole notes.

+4



20. D Major



21. C Major

SCALES

Write the pattern of whole steps and half steps used in a Major scale.

Write W for whole step and H for half step.

22. W W H W W W H


+4

Draw the Major scale one octave **ascending** above the given note.

Use whole notes.

Use accidentals as needed.

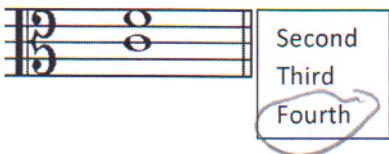
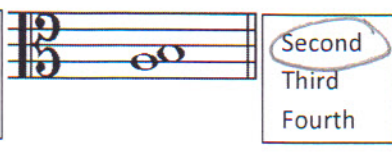

DO NOT USE A KEY SIGNATURE.



23.

INTERVALS

Identify the intervals. Circle the answer.

24.  25.  26. 

+12

Identify the intervals as **harmonic** or **melodic**.

27. harmonic 28. melodic 29. harmonic

TERMINOLOGY

Match the **terms** with the **definitions**. Write the letter on the blank line.

TERMS

30. C D.C. al Fine
 31. A andante
 32. I tie
 33. B parallel motion
 34. E accent
 35. G melodic interval
 36. H fermata
 37. D allegro
 38. F harmonic interval

+18

DEFINITIONS

- A. Walking tempo
 B. Music moving in the same direction
 C. Return to the beginning and play to Fine
 D. Quick, fast tempo
 E. A note that is played louder than the notes around it
 F. The distance between two notes which are played together
 G. The distance between two notes which are played separately
 H. To hold a note or rest
 I. A curved line connecting two notes of the same pitch lengthening the value of the first note

TURN TO THE NEXT PAGE

MUSICAL EXAMPLE

Use the musical example to answer the questions below. **The measures are numbered.**

1 **Allegro** 2 3 4

mf

+14

39. The example is in the key of G Major.
40. What does the tempo for this example mean? Circle the answer.
 Walking tempo Medium or moderate tempo **Quick, fast, lively**
41. What does the dynamic marking in measure one mean? Circle the answer.
 Medium soft Soft **Medium loud**
42. What is the interval circled in measure three? Circle the answer.
2nd 3rd 4th
43. What is the sign under measure three called? Circle the answer.
 Crescendo **Diminuendo**
44. What is the symbol over the first note in measure three? Circle the answer.
Accent Tie Ritard
45. What is the sign over the note in measure four? Circle the answer.
 Tie **Fermata** Accent

2018-2019 OMTA Viola Aural Awareness Levels 3 & 4

one point each
Key

Student's Name _____

Aural Score 10

- | | | |
|-----|------------------|------------------|
| 1. | Same | Different |
| 2. | Staccato | Legato |
| 3. | Staccato | Legato |
| 4. | Piano | Forte |
| 5. | High | Low |
| 6. | Gradually Louder | Gradually Softer |
| 7. | Second | Third |
| 8. | Higher | Lower |
| 9. | Higher | Lower |
| 10. | Higher | Lower |