

2018-2019 OMTA THEORY LEVEL SIX




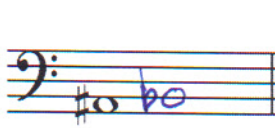
Student's Name Key

Teacher's Name _____

Written Score	88
Aural Score	12
TOTAL SCORE	100



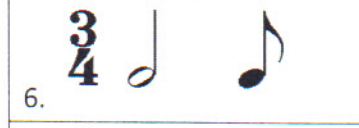



NOTATION OF PITCH

Draw the enharmonic note **BESIDE** the note. Use whole notes. Use accidentals as needed.


1.  2.  3.  4. 

NOTATION OF RHYTHM

Each measure is incomplete. Circle the correct rhythm that completes each measure.

MEASURE	RHYTHMS
5. $\frac{4}{4}$ 	
6. $\frac{3}{4}$ 	
7. $\frac{2}{4}$ 	


Circle the measure that has the incorrect number of beats.

8. 


TURN TO THE NEXT PAGE

KEY SIGNATURES AND SCALES

Identify the key signatures.



9. G Major



10. b minor



11. d minor

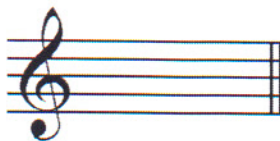


12. Eb Major


Draw the key signatures.



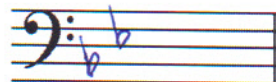
13. A Major



14. a minor




15. g minor




16. Bb Major


Identify the scales. **Include Major, harmonic minor, or natural minor** in the answer.



17. a natural minor



18. F Major




19. b harmonic minor

Draw the scales one octave **ascending**.

Use **whole notes**.

Use **accidentals as needed**.

DO NOT USE A KEY SIGNATURE.



20. A Major



21. g harmonic minor

22. What is the subdominant in the key of D Major? Circle the answer.

D

G

A

HARMONIC STUDY

Draw the **major** triad above each note. Use **whole notes**. Use **accidentals as needed**.



23.

24.



25.

26.

Draw the **minor** triad above each note. Use **whole notes**. Use **accidentals as needed**.



27.



28.

INTERVALS

Circle the minor 3rd.

29. 

Draw the interval **above** the note. Use whole notes.



30. 6th

31. 5th

32. 7th

33. Major 2nd

TERMINOLOGY

Match the **terms** with the **definitions**. Write the letter on the blank line.

TERMS

- 34. G poco a poco
- 35. E triplet
- 36. F con spirito
- 37. B dolce
- 38. A giocoso
- 39. C adagio

DEFINITIONS

- A. Happy or joyful
- B. Sweetly
- C. Slow, slower than andante
- D. Gradually faster
- E. 3 eighth notes played in the time of 2 eighth notes
- F. With spirit
- G. Little by little

TURN TO THE NEXT PAGE

MUSICAL EXAMPLE

Use the musical example to answer the questions below. The measures are numbered.

The musical score consists of two staves. The top staff is in treble clef with a key signature of one flat (Bb) and a 4/4 time signature. It contains four measures. Measure 1 is marked 'Marcato' and features a melodic line with a slur over the first two measures. Measure 2 continues the melodic line. Measure 3 features a triad circled in blue, a dynamic marking 'ff', and a slur over the first two notes. Measure 4 features another triad circled in blue. The bottom staff is in bass clef with a key signature of one flat. It contains four measures of accompaniment. The first two measures have chords. The last two measures have chords with 'v.' markings under the notes.

40. What does the tempo marking mean? Circle the answer.

Moderately

Merrily

Marked

41. What is the time signature? Circle the answer.

$\frac{4}{4}$

$\frac{2}{4}$

$\frac{3}{4}$

42. What is the triad circled in measure three? Circle the answer.

d minor

D Major

F Major

43. What does the dynamic marking in measure three mean? Circle the answer.

Forte

Fortissimo

Fermata

44. What key is this musical example written in? Circle the answer.

d minor

G Major

F Major

