

2018-2019 OMTA THEORY LEVEL SEVEN – FLUTE

Student's Name Key
 Teacher's Name _____

Written Score	88
Aural Score	12
TOTAL SCORE	100

NOTATION OF PITCH


Write the letter name of each note on the line below.


1.  1. B

2.  2. E



3.  3. A



Draw the enharmonic note in the measure. Use whole notes. Use accidentals as needed.

4.  4.

5.  5.

Fill in the fingerings for the notes.

6.  6. 

7.  7. 

Identify the note name of the fingering diagram.

8.  8. A \flat

9.  9. B \flat
 or (high B \flat)

TURN TO THE NEXT PAGE

NOTATION OF RHYTHM

Draw **one** note on the line to complete the measure.

10. $\frac{4}{4}$ 

11. $\frac{6}{8}$ 

Draw **one** rest on the line to complete the measure.

12. $\frac{3}{4}$ 

13. $\frac{4}{4}$ 

Draw in the box.

14. 3 eighth notes beamed



15. Sixteenth rest



KEY SIGNATURES AND SCALES

Identify the key signatures.




16. E Major



17. G minor

Draw the key signatures.



18. A Major




19. c minor

Draw the scales one octave ascending and descending.


Use whole notes.

Use accidentals as needed in both directions.

Do not use a key signature.



20. G Major




21. d harmonic minor

HARMONIC STUDY

Identify the triad. Circle Major or minor.



22. am
Major minor




23. D
Major minor



24. F
Major minor

Draw the triad in root position. Use whole notes. Use accidentals as needed.



25. E Major



26. g minor

INTERVALS

Identify the interval. Circle the answer.



27. Major 6th
Perfect 4th
Perfect 5th



28. Major 6th
minor 6th
Perfect 4th

Draw the interval above the note. Use whole notes. Use accidentals as needed.



29. Perfect 4th



30. minor 6th

TURN TO THE NEXT PAGE

TERMINOLOGY

Match the **terms** with the **definitions**. Write the letter on the blank line.

TERMS

31. E cantabile
 32. F con
 33. G harmonics
 34. B tranquillo
 35. C subito
 36. H maestoso
 37. D con moto
 38. A espressivo

DEFINITIONS

- A. With expression
 B. Tranquil, in a quiet style
 C. Suddenly
 D. With motion
 E. In a singing style
 F. With
 G. Notes overblown at the octave, 12th etc.
 H. Majestic, dignified

Write the tempo markings from **slowest** to **fastest**. **Presto, Moderato, Lento, Allegro, Adagio, Andante**

39. Lento Adagio Andante Moderato Allegro Presto

TURN TO THE NEXT PAGE

MUSICAL EXAMPLE

Use the musical example to answer the questions below. **The measures are numbered.**

Allegro cantabile 2 3 4

mp

40. The example is in the key of D major. Include Major or minor in the answer.

41. What does the tempo marking mean? Circle the answer.

Quick, fast tempo in a singing style

Quick, fast tempo with expression

42. What type of interval is circled in measure two? Circle the answer.

Major 3rd

Perfect 5th

Perfect 4th

43. How are the notes articulated in the example? Circle the answer

Staccato

Legato

Lento

44. What scale degree is the note in measure four? Circle the answer.

Subdominant

Dominant

Tonic

2018-2019 OMTA Aural Awareness Levels 7 & 8

Student's Name Key


Aural Score
12


- 1. Major Harmonic minor Natural minor
- 2. Major Harmonic minor Natural minor
- 3. Allegro Andante
- 4. $\frac{3}{4}$ $\frac{4}{4}$ $\frac{6}{8}$
- 5. minor 3rd Perfect 4th Perfect 5th

6. $\frac{4}{4}$  ||

$\frac{4}{4}$  ||

- 7. Major minor
- 8. Major minor

9. 

10. 

- 11. Interval 1 Interval 2
- 12. Interval 1 Interval 2