

Written: 2 points each question

Key

2018-2019 OMTA THEORY LEVEL EIGHT – VIOLA

Student's Name \_\_\_\_\_

Teacher's Name \_\_\_\_\_

Written Score	88
Aural Score	12
<b>TOTAL SCORE</b>	<b>100</b>

**NOTATION OF PITCH**

Write the letter name of each note on the line below. Use accidentals as needed.

+10



1. E<sup>x</sup> (double sharp)



2. D<sup>bb</sup> (double flat)



3. E<sup>b</sup>

Draw the enharmonic **BESIDE** the note. Use whole notes. Use accidentals as needed.



4.



5.

**NOTATION OF RHYTHM**

Draw **ONE REST** on the line to complete the measure.

+8



6. 7



7. 7

Draw **ONE NOTE** on the line to complete the measure.



8. 8




9. 8

**KEY SIGNATURES AND SCALES**

Identify the **minor** key signatures. Include minor in the answer.

+8



10. C minor



11. F# minor

Identify the **Major** key signatures. Include Major in the answer.



12. E major



13. D<sup>b</sup> major

TURN TO THE NEXT PAGE

Identify the scales.

Include Major, natural minor, harmonic minor, or melodic minor in the answer.

+ 8



14. E<sup>b</sup> major




15. C# harmonic minor

Draw the scales one octave **ascending** and **descending**.


Use **whole notes**.

Use **accidentals** as needed.

**DO NOT USE A KEY SIGNATURE.**



16. f harmonic minor



17. A Major

**HARMONIC STUDY**

Identify the triads. Circle if they are **Major** or **minor**.


+12



18. B<sup>b</sup>  
Major minor




19. C  
Major minor



20. F#  
Major minor


Draw the **triad** in root position. Use **whole notes**. Use **accidentals** as needed.



21. A flat Major



22. g minor




23. D flat Major

TURN TO THE NEXT PAGE

**INTERVALS**

Identify the interval. Circle the answer.




24. Major 3<sup>rd</sup>

- minor 3<sup>rd</sup>
- Perfect 4<sup>th</sup>



25. Perfect 4<sup>th</sup>

- Perfect 5<sup>th</sup>
- minor 6<sup>th</sup>




26. Major 6<sup>th</sup>

- minor 7<sup>th</sup>
- Major 7<sup>th</sup>


Draw the interval **above** the note. Use whole notes. Use accidentals as needed.




27. Perfect 4<sup>th</sup>



28. minor 2<sup>nd</sup>



29. Major 6<sup>th</sup>



30. minor 7<sup>th</sup>

**TERMINOLOGY**

Match the **terms** with the **definitions**. Write the letter on the blank line.

**TERMS**

- 31. D non troppo
- 32. I meno mosso
- 33. E 2<sup>nd</sup> inversion triad
- 34. H col legno
- 35. B alla breve
- 36. A 1<sup>st</sup> inversion triad
- 37. G semplice
- 38. C V7, dominant 7<sup>th</sup>

**DEFINITIONS**

- A. A triad with the 3<sup>rd</sup> as the lowest note
- B. Time signature indicating two beats to the measure with a half note receiving one beat
- C. A chord built on the fifth scale degree with the added minor seventh interval above the root
- D. Not too much
- E. A triad with the 5<sup>th</sup> as the lowest note
- F. More motion, faster
- G. Simple
- H. Strike with stick
- I. Less motion, slower
- J. Fourth degree of the scale

TURN TO THE NEXT PAGE

**MUSICAL EXAMPLE**

Use the musical example to answer the questions below. **The measures are numbered.**

39. What does the term above measure one mean? Circle the answer.

With more expression

Not too much

More motion, faster

40. The example is in the key of Ab major.

**Include Major or minor in the answer.**

41. The relative minor key of the example is F minor.

**Include Major or minor in the answer.**

42. What degree of the scale is circled in measure three? Circle the answer.

Fifth

Seventh

Third

43. The name of the arpeggio circled in measure two is F minor.

**Include Major or minor in the answer.**

44. What type of triad is in measure one? Circle the answer.

Root position

First inversion

Second inversion

2018-2019 OMTA Viola Aural Awareness Levels 7 & 8

Student's Name Key

Aural Score 12
-------------------

- 1. Major      Harmonic minor      Natural minor
- 2. Major      Harmonic minor      Natural minor

- 3. Allegro      Andante
- 4.  $\frac{3}{4}$        $\frac{4}{4}$        $\frac{6}{8}$

- 5. minor 3<sup>rd</sup>      Perfect 4<sup>th</sup>      Perfect 5<sup>th</sup>

6.

- 7. Major      minor
- 8. Major      minor

9.

10.

- 11. Interval 1      Interval 2
- 12. Interval 1      Interval 2