

Student's Name _____

Teacher's Name _____

Written Score	
Aural Score	
TOTAL SCORE	

NOTATION OF PITCH

Write the letter name of each note on the line below. Use accidentals as needed.

1. _____ 2. _____ 3. _____ 4. _____

Draw the notes on the staff. Use whole notes.

5. Db

6. A

7. G#

8. B

NOTATION OF RHYTHM

Draw **ONE NOTE** on the line to complete the measure.

9. $\frac{3}{4}$ _____

10. $\frac{2}{4}$ _____






11. $\frac{4}{4}$ _____

Draw **ONE REST** on the line to complete the measure.

12. $\frac{4}{4}$ _____

13. $\frac{2}{4}$ _____

Write the name of each note or rest and correct time value.

	NOTE/REST	NAME	4/4 TIME VALUE	TIME VALUE LIST
14.				2 beats
15.				½ beat
16.				1 ½ beats
17.				3 beats
18.				1 beat
				4 beats

KEY SIGNATURES AND SCALES

Draw the major key signatures.



19. D Major

20. F Major

21. e minor

22. d minor

23. What scale has one flat in the key signature? Circle the answer.

C Major

F Major

B Major

24. What scale has one sharp in the key signature? Circle the answer.

D Major

C Major

G Major

25. What scale degree is raised in the harmonic minor scale? Circle the answer.

Third

Sixth

Seventh

Draw the G Major scale one octave ascending.

Use whole notes.

Use accidentals as needed.

DO NOT USE A KEY SIGNATURE.

26.



TURN TO THE NEXT PAGE

HARMONIC STUDY

Identify the triads. Circle if they are **Major** or **minor**.



27. _____

28. _____

29. _____

30. _____

Major minor

Major minor

Major minor

Major minor

INTERVALS

Draw the interval **above** the note. Use **whole notes**.



31. Major 3rd

32. Fourth

33. minor 3rd

34. Fifth

TERMINOLOGY

Match the **terms** with the **definitions**. Write the letter on the blank line.

TERMS

35. _____ a tempo

36. _____ double stop

37. _____ fortissimo

38. _____ crescendo

39. _____ accent

DEFINITIONS

- A. Gradually faster
- B. A note that is played louder than the notes around it
- C. Very loud
- D. Return to the original tempo after ritard or accelerando
- E. Two notes played at the same time
- F. Gradually louder

TURN TO THE NEXT PAGE

MUSICAL EXAMPLE

Use the musical example to answer the questions below. **The measures are numbered.**

1 **Allegretto** 2 3 4

pp

40. What is the time signature for this example? Circle the answer.

2 **3** **4**
4 **4** **4**

41. What does the tempo marking mean? Circle the answer.

Slower than allegro Gradually faster Walking

42. What is the interval circled in measure one? Circle the answer.

3rd 4th 5th

43. What does the dynamic marking in measure one mean? Circle the answer.

Very soft Play perfectly Very loud

44. What are the curved lines in the bass clef? Circle the answer.

Slurs Ties Accents

2018-2019 OMTA Viola Aural Awareness Levels 5 & 6

Aural Score

Student's Name _____

1. 

2. 

3. 

4. Andante Allegro
5. Parallel Contrary
6. Fourth Third
7. Third Second
8. Same Different
9. Crescendo Diminuendo
10. Accelerando Ritardando

8. Rhythm Example



11. 

12. 