

Student's Name \_\_\_\_\_

Teacher's Name \_\_\_\_\_

Written Score	
Aural Score	
<b>TOTAL SCORE</b>	

**NOTATION OF PITCH**

Write the letter name of each note on the line below. Use accidentals as needed.



1. \_\_\_\_\_



2. \_\_\_\_\_



3. \_\_\_\_\_

Draw the enharmonic note in the measure. Use whole notes. Use accidentals as needed.



4.



5.

Fill in the fingerings for the notes.



6.



7.



Identify the note name of the fingering diagram.



8. \_\_\_\_\_




9. \_\_\_\_\_


TURN TO THE NEXT PAGE



Identify the scales. Include Major, natural minor, or harmonic minor in the answer.



17. \_\_\_\_\_




18. \_\_\_\_\_

Draw the scales one octave ascending.

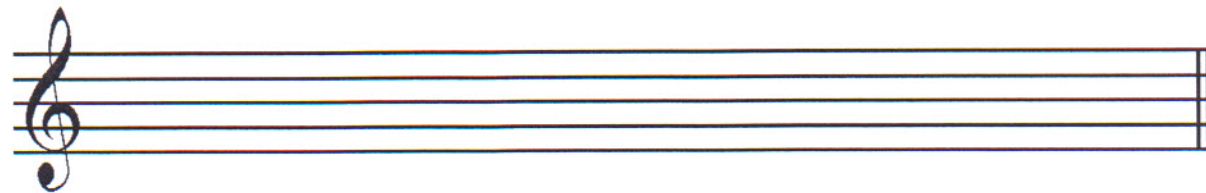
Use whole notes.

Use accidentals as needed.

Do not use a key signature.



19. F Major

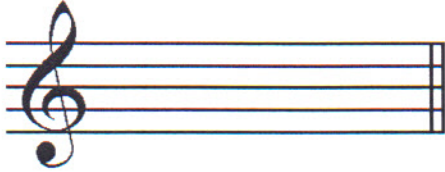


20. g natural minor


TURN TO THE NEXT PAGE

**HARMONIC STUDY**

Draw the arpeggios in root position.

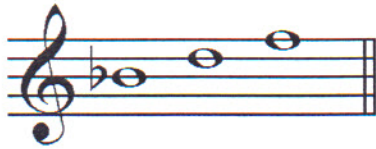


21. D Major



22. b minor

Identify the arpeggios. Use Major or minor in the answer.



23. \_\_\_\_\_



24. \_\_\_\_\_

**INTERVALS**

Identify the interval. Circle the answer.



25. 5<sup>th</sup>  
4<sup>th</sup>




26. 6<sup>th</sup>  
7<sup>th</sup>

Draw the interval **above** the note. Use whole notes. Use accidentals as needed.



27. minor 3<sup>rd</sup>



28. 7<sup>th</sup>

TURN TO THE NEXT PAGE

**TERMINOLOGY**

Match the **terms** with the **definitions**. Write the letter on the blank line.

**TERMS**

29. \_\_\_\_\_ poco a poco  
30. \_\_\_\_\_ ledger lines  
31. \_\_\_\_\_ giocoso  
32. \_\_\_\_\_ flutter-tongue  
33. \_\_\_\_\_ marcato  
34. \_\_\_\_\_ double tonguing  
35. \_\_\_\_\_ enharmonic  
36. \_\_\_\_\_ vibrato  
37. \_\_\_\_\_ dolce  
38. \_\_\_\_\_ con spirito

**DEFINITIONS**

- A. Wavy tone produced by rapid breath pulse  
B. Sweetly  
C. With spirit  
D. Articulation produced by rolling "R" or making a dry gargle  
E. Little by little  
F. Lines added above or below the staff to increase the range  
G. Happy or joyful  
H. Alternating "T" and "K" tongue strokes for rapid tonguing  
I. Marked  
J. Notes spelled differently but sound the same

TURN TO THE NEXT PAGE

**MUSICAL EXAMPLE**

Use the musical example to answer the questions below. **The measures are numbered.**



39. The example is in the key of \_\_\_\_\_. **Include Major or minor in the answer.**

40. What does the tempo marking mean? Circle the answer.

- Marked                      Happy or joyful                      Slow, slower than andante

41. What note value receives one beat? Circle the answer.

- Quarter                      Eighth                      Half

42. What does the dynamic marking in measure three mean? Circle the answer.

- Mezzo Forte                      Piano                      Forte

43. What type of interval is circled in measures two and three? Circle the answer.

- Fourth                      Fifth                      Major 3rd

44. Are the circled notes in measure four a triplet? Circle the answer.

- Yes                      No

