




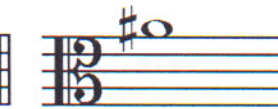
Student's Name _____

Teacher's Name _____

Written Score	
Aural Score	
TOTAL SCORE	

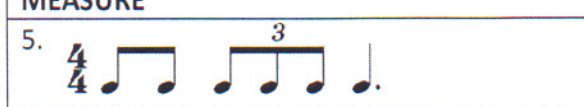
NOTATION OF PITCH

Draw the enharmonic note **BESIDE** the note. Use whole notes. Use accidentals as needed.


1.  2.  3.  4. 

NOTATION OF RHYTHM

Each measure is incomplete. Circle the correct rhythm that completes each measure.

MEASURE	RHYTHMS
5. 	
6. 	
7. 	

Circle the measure that has the incorrect number of beats.

8. 

KEY SIGNATURES AND SCALES

Identify the key signatures.




9. _____ Major 10. _____ minor 11. _____ minor 12. _____ major

Draw the key signatures.




13. A Major 14. a minor 15. g minor 16. Bb Major

Identify the scales. Include **Major, harmonic minor, or natural minor** in the answer.



17. _____



18. _____




19. _____

Draw the scales one octave ascending.

Use whole notes.

Use accidentals as needed.

DO NOT USE A KEY SIGNATURE.



20. A Major



21. g harmonic minor

22. What is the subdominant in the key of D Major? Circle the answer.

D G A

HARMONIC STUDY

Draw the **major** triad above each note. Use whole notes. Use accidentals as needed.

23. 24. 25. 26.



Draw the **minor** triad above each note. Use whole notes. Use accidentals as needed.

27. 28.



TURN TO THE NEXT PAGE

INTERVALS

Circle the minor 3rd.



29.

Draw the interval **above** the note. Use **whole notes**.



30. 6th

31. 5th

32. 7th

33. Major 2nd

TERMINOLOGY

Match the **terms** with the **definitions**. Write the letter on the blank line.

TERMS

- 34. ____ poco a poco
- 35. ____ triplet
- 36. ____ détaché
- 37. ____ dolce
- 38. ____ giocoso
- 39. ____ adagio

DEFINITIONS

- A. Happy or joyful
- B. Sweetly
- C. Slow, slower than andante
- D. Gradually faster
- E. 3 eighth notes played in the time of 2 eighth notes
- F. Separate bow strokes smoothly connected
- G. Little by little

TURN TO THE NEXT PAGE

MUSICAL EXAMPLE

Use the musical example to answer the questions below. **The measures are numbered.**

40. What does the tempo marking mean? Circle the answer.

- Moderately Merrily Marked

41. What is the time signature? Circle the answer.

- $\frac{4}{4}$** **$\frac{2}{4}$** **$\frac{3}{4}$**

42. What is the triad circled in measure three? Circle the answer.

- d minor D major F Major

43. What does the dynamic marking in measure three mean? Circle the answer.

- Forte Fortissimo Fermata

44. What key is this musical example written in? Circle the answer.

- d minor G Major F Major

END OF WRITTEN TEST

2018-2019 OMTA Viola Aural Awareness Levels 5 & 6

Aural Score

Student's Name _____


1. 

2. 

3. 

- 4. Andante Allegro
- 5. Parallel Contrary
- 6. Fourth Third
- 7. Third Second
- 8. Same Different
- 9. Crescendo Diminuendo
- 10. Accelerando Ritardando

8. Rhythm Example



11. 

12. 