

# 2019-2020 OMTA THEORY LEVEL THREE - FLUTE


Student's Name \_\_\_\_\_

Teacher's Name \_\_\_\_\_

Written Score	
Aural Score	
<b>TOTAL SCORE</b>	

## NOTATION OF PITCH

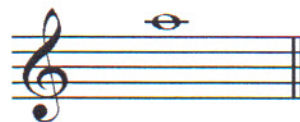
Write the letter name of each note on the line below.



1. \_\_\_\_\_



2. \_\_\_\_\_



3. \_\_\_\_\_

Draw in the box.

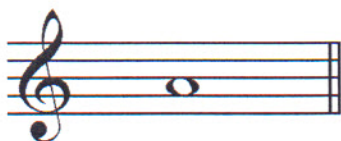
4. Sharp



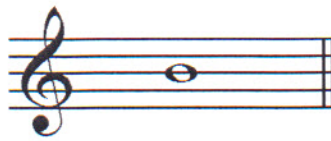
5. Natural




Fill in the fingerings for the notes.



6.



7.



8.



Identify the note name of the fingering diagram.



9. \_\_\_\_\_



10. \_\_\_\_\_



11. \_\_\_\_\_

## NOTATION OF RHYTHM

Draw in the box.

12. Quarter rest



13. Whole rest



14. Two eighth notes



TURN TO THE NEXT PAGE




INTERVALS

Identify the intervals as **seconds** or **thirds**.



25. \_\_\_\_\_



26. \_\_\_\_\_




27. \_\_\_\_\_

TERMINOLOGY

Match the **symbols** with the **definitions**. Write the letter on the blank line.

**TERMS**

28. \_\_\_\_\_ 8va



**DEFINITIONS**

- A. Cancels a sharp or a flat
- B. Crescendo – gradually louder
- C. Slur – two or more notes of different pitch played on one breath with only the first note tongued
- D. Play one octave higher or one octave lower than printed
- E. Fermata – to hold a note or rest
- F. An accidental that lowers the pitch one half step
- G. Diminuendo – gradually softer
- H. A marking that means to breathe

Use a word from the word list to complete each sentence.

WORD LIST		
triad	melodic interval	chromatic scale
harmonic interval	articulation	root

35. The note of the triad (arpeggio) that gives the triad its name is a

\_\_\_\_\_.

36. The distance between two notes which are played **separately** is a

\_\_\_\_\_.

37. The manner of starting a tone (tongued or slurred) is called

\_\_\_\_\_.

38. A 12-note scale composed entirely of half steps is a

\_\_\_\_\_.

39. The distance between two notes which are played **together** is a

\_\_\_\_\_.

TURN TO THE NEXT PAGE

MUSICAL EXAMPLE

Use the musical example to answer the questions below. **The measures are numbered.**



40. The time signature for this melody tells us there are \_\_\_\_\_ beats in the measure.

41. What is the interval circled in measure two? Circle the answer.

- 2<sup>nd</sup>                      3<sup>rd</sup>

42. What does the dynamic marking mean in measure one? Circle the answer.

- Loud                      Soft

43. How should the notes be played under the arrows in measure one, two, and three?

Circle the answer.

- Legato                      Staccato

44. In what measure is the breath mark? Circle the answer.

- One                      Two                      Three                      Four

45. What is the symbol over the note in measure four? Circle the answer.

- Sharp                      Crescendo (cresc.)                      Fermata

## 2019-2020 OMTA Aural Awareness Levels 3 & 4

Aural Score

Student's Name \_\_\_\_\_

- |     |                  |                  |
|-----|------------------|------------------|
| 1.  | Same             | Different        |
| 2.  | Staccato         | Legato           |
| 3.  | Staccato         | Legato           |
| 4.  | Piano            | Forte            |
| 5.  | High             | Low              |
| 6.  | Gradually Louder | Gradually Softer |
| 7.  | Second           | Third            |
| 8.  | Higher           | Lower            |
| 9.  | Higher           | Lower            |
| 10. | Higher           | Lower            |