

# 2019-2020 OMTA THEORY LEVEL SIX- CELLO

Student's Name \_\_\_\_\_


Teacher's Name \_\_\_\_\_

Written Score	
Aural Score	
<b>TOTAL SCORE</b>	


## NOTATION OF PITCH

Draw the enharmonic note **BESIDE** the note. Use whole notes. Use accidentals as needed.


1.




2.



3.









4.




## NOTATION OF RHYTHM

Each measure is incomplete. Circle the correct rhythm that completes each measure.

MEASURE	RHYTHMS
5. $\frac{4}{4}$ 	
6. $\frac{3}{4}$ 	
7. $\frac{2}{4}$ 	

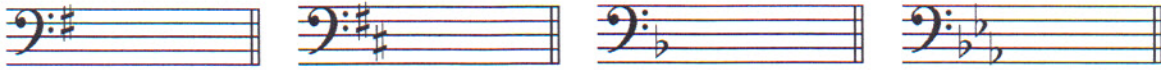
Circle the measure that has the incorrect number of beats.

8. 

TURN TO THE NEXT PAGE

KEY SIGNATURES AND SCALES

Identify the key signatures.



9. \_\_\_\_ Major

10. \_\_\_\_ minor

11. \_\_\_\_ minor

12. \_\_\_\_ major

Draw the key signatures.



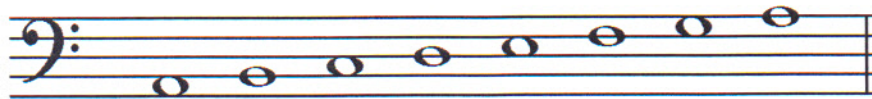
13. A Major

14. a minor

15. g minor

16. Bb Major


Identify the scales. Include **Major, harmonic minor, or natural minor** in the answer.



17. \_\_\_\_\_



18. \_\_\_\_\_



19. \_\_\_\_\_


TURN TO THE NEXT PAGE

Draw the scales one octave ascending.

Use whole notes.

Use accidentals as needed.

DO NOT USE A KEY SIGNATURE.



20. A Major



21. g harmonic minor

22. What is the subdominant in the key of D Major? Circle the answer.

D                  G                  A

**HARMONIC STUDY**

Draw the **major** triad above each note. Use whole notes. Use accidentals as needed.

23.

24.

25.

26.



Draw the **minor** triad above each note. Use whole notes. Use accidentals as needed.

27.

28.



TURN TO THE NEXT PAGE

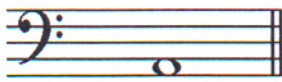
**INTERVALS**

Circle the minor 3<sup>rd</sup>.




29.

Draw the interval **above** the note. Use whole notes.



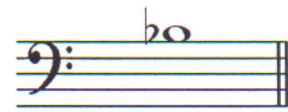
30. 6<sup>th</sup>



31. 5<sup>th</sup>



32. 7<sup>th</sup>



33. Major 2<sup>nd</sup>

**TERMINOLOGY**

Match the **terms** with the **definitions**. Write the letter on the blank line.

**TERMS**

34. \_\_\_\_ poco a poco

35. \_\_\_\_ triplet

36. \_\_\_\_ détaché

37. \_\_\_\_ dolce

38. \_\_\_\_ giocoso

39. \_\_\_\_ adagio

**DEFINITIONS**

- A. Happy or joyful
- B. Sweetly
- C. Slow, slower than andante
- D. Gradually faster
- E. 3 eighth notes played in the time of 2 eighth notes
- F. Separate bow strokes smoothly connected
- G. Little by little

MUSICAL EXAMPLE

Use the musical example to answer the questions below. The measures are numbered.



40. What does the tempo marking mean? Circle the answer.

- Moderately                  Merrily                  Marked

41. What is the time signature? Circle the answer.

- $\frac{4}{4}$                    $\frac{2}{4}$                    $\frac{3}{4}$

42. What is the triad circled in measure three? Circle the answer.

- d minor                  D major                  F Major

43. What does the dynamic marking in measure three mean? Circle the answer.

- Forte                  Fortissimo                  Fermata

44. What key is this musical example written in? Circle the answer.

- d minor                  G Major                  F Major

# 2019-2020 OMTA Aural Awareness Levels 5 & 6

Aural Score

Student's Name \_\_\_\_\_


1. 


2. 

3. 

- 4. Andante                      Allegro
- 5. Parallel                      Contrary
- 6. Fourth                      Third
- 7. Third                      Second
- 8. Same                      Different
- 9. Crescendo                      Diminuendo
- 10. Accelerando                      Ritardando

8. Rhythm Example



11. 

12. 