

2019-2020 OMTA THEORY LEVEL SIX - FLUTE


Student's Name _____

Teacher's Name _____

Written Score	
Aural Score	
TOTAL SCORE	

NOTATION OF PITCH

Write the letter name of each note on the line below. Use accidentals as needed.



1. _____

2. _____

3. _____

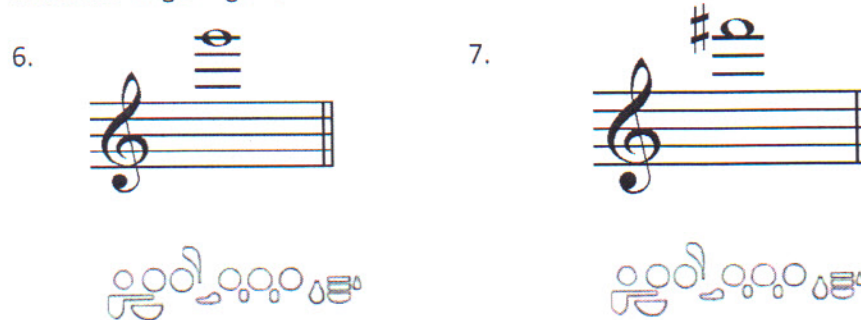
Draw the enharmonic note in the measure. Use whole notes. Use accidentals as needed.



4.

5.

Fill in the fingerings for the notes.



6.

7.

Identify the note name of the fingering diagram.



8. _____


9. _____

TURN TO THE NEXT PAGE

Identify the scales. Include Major, natural minor, or harmonic minor in the answer.



17. _____



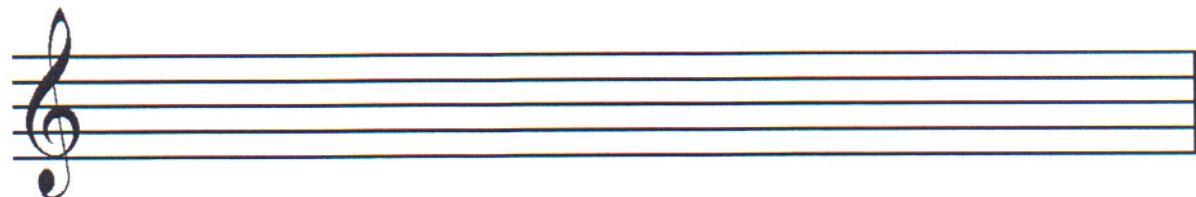
18. _____

Draw the scales one octave ascending.

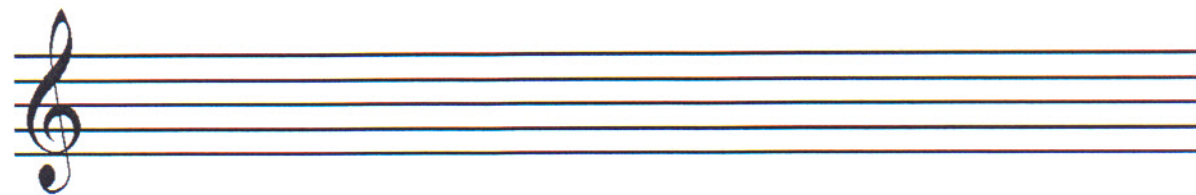
Use whole notes.

Use accidentals as needed.

Do not use a key signature.



19. F Major

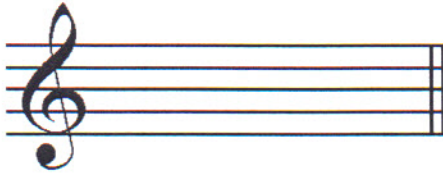


20. g natural minor


TURN TO THE NEXT PAGE

HARMONIC STUDY

Draw the arpeggios in root position.

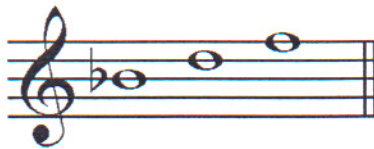


21. D Major



22. b minor

Identify the arpeggios. Use Major or minor in the answer.



23. _____



24. _____

INTERVALS

Identify the interval. Circle the answer.



25. 5th
4th




26. 6th
7th

Draw the interval **above** the note. Use whole notes. Use accidentals as needed.



27. minor 3rd



28. 7th

TURN TO THE NEXT PAGE

TERMINOLOGY

Match the **terms** with the **definitions**. Write the letter on the blank line.

TERMS

- 29. _____ poco a poco
- 30. _____ ledger lines
- 31. _____ giocoso
- 32. _____ flutter-tongue
- 33. _____ marcato
- 34. _____ double tonguing
- 35. _____ enharmonic
- 36. _____ vibrato
- 37. _____ dolce
- 38. _____ con spirito

DEFINITIONS

- A. Wavy tone produced by rapid breath pulse
- B. Sweetly
- C. With spirit
- D. Articulation produced by rolling "R" or making a dry gargle
- E. Little by little
- F. Lines added above or below the staff to increase the range
- G. Happy or joyful
- H. Alternating "T" and "K" tongue strokes for rapid tonguing
- I. Marked
- J. Notes spelled differently but sound the same

TURN TO THE NEXT PAGE

MUSICAL EXAMPLE

Use the musical example to answer the questions below. **The measures are numbered.**



39. The example is in the key of _____. **Include Major or minor in the answer.**

40. What does the tempo marking mean? Circle the answer.

- Marked Happy or joyful Slow, slower than andante

41. What note value receives one beat? Circle the answer.

- Quarter Eighth Half

42. What does the dynamic marking in measure three mean? Circle the answer.

- Mezzo Forte Piano Forte

43. What type of interval is circled in measures two and three? Circle the answer.

- Fourth Fifth Major 3rd

44. Are the circled notes in measure four a triplet? Circle the answer.

- Yes No

2019-2020 OMTA Aural Awareness Levels 5 & 6

Aural Score

Student's Name _____


1. 

2. 

3. 

- | | | |
|-----|-------------|------------|
| 4. | Andante | Allegro |
| 5. | Parallel | Contrary |
| 6. | Fourth | Third |
| 7. | Third | Second |
| 8. | Same | Different |
| 9. | Crescendo | Diminuendo |
| 10. | Accelerando | Ritardando |

8. Rhythm Example



11. 

12. 