

Student's Name \_\_\_\_\_

Teacher's Name \_\_\_\_\_

|                    |  |
|--------------------|--|
| Written Score      |  |
| Aural Score        |  |
| <b>TOTAL SCORE</b> |  |

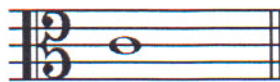
**NOTATION OF PITCH**

Draw the enharmonic note **BESIDE** the note. Use whole notes. Use accidentals as needed.


1.



2.



3.



4.




**NOTATION OF RHYTHM**

Each measure is incomplete. Circle the correct rhythm that completes each measure.

| MEASURE  | RHYTHMS  |
|--|--|
| 5. $\frac{4}{4}$   |   |
| 6. $\frac{3}{4}$  |  |
| 7. $\frac{2}{4}$  |  |

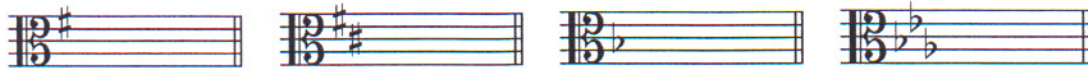
Circle the measure that has the incorrect number of beats.



TURN TO THE NEXT PAGE

KEY SIGNATURES AND SCALES

Identify the key signatures.



9. \_\_\_\_\_ Major      10. \_\_\_\_\_ minor      11. \_\_\_\_\_ minor      12. \_\_\_\_\_ major

Draw the key signatures.



13. A Major      14. a minor      15. g minor      16. Bb Major


Identify the scales. Include **Major, harmonic minor, or natural minor** in the answer.



17. \_\_\_\_\_



18. \_\_\_\_\_




19. \_\_\_\_\_

Draw the scales one octave ascending.

Use whole notes.

Use accidentals as needed.

DO NOT USE A KEY SIGNATURE.



20. A Major



21. g harmonic minor

22. What is the subdominant in the key of D Major? Circle the answer.

D                  G                  A

**HARMONIC STUDY**

Draw the **major** triad above each note. Use whole notes. Use accidentals as needed.

23.                                  24.                                  25.                                  26.



Draw the **minor** triad above each note. Use whole notes. Use accidentals as needed.

27.                                  28.



TURN TO THE NEXT PAGE

INTERVALS

Circle the minor 3<sup>rd</sup>.



29.

Draw the interval **above** the note. Use **whole notes**.



30. 6<sup>th</sup>

31. 5<sup>th</sup>

32. 7<sup>th</sup>

33. Major 2<sup>nd</sup>

TERMINOLOGY

Match the **terms** with the **definitions**. Write the letter on the blank line.

**TERMS**

- 34. \_\_\_\_ poco a poco
- 35. \_\_\_\_ triplet
- 36. \_\_\_\_ détaché
- 37. \_\_\_\_ dolce
- 38. \_\_\_\_ giocoso
- 39. \_\_\_\_ adagio

**DEFINITIONS**

- A. Happy or joyful
- B. Sweetly
- C. Slow, slower than andante
- D. Gradually faster
- E. 3 eighth notes played in the time of 2 eighth notes
- F. Separate bow strokes smoothly connected
- G. Little by little

TURN TO THE NEXT PAGE

**MUSICAL EXAMPLE**

Use the musical example to answer the questions below. **The measures are numbered.**

1 **Marcato** 2 3 4

*ff*

40. What does the tempo marking mean? Circle the answer.

- Moderately      Merrily      Marked

41. What is the time signature? Circle the answer.

- 4**      **2**      **3**  
**4**      **4**      **4**

42. What is the triad circled in measure three? Circle the answer.

- d minor      D major      F Major

43. What does the dynamic marking in measure three mean? Circle the answer.

- Forte      Fortissimo      Fermata

44. What key is this musical example written in? Circle the answer.

- d minor      G Major      F Major

END OF WRITTEN TEST

# 2019-2020 OMTA Aural Awareness Levels 5 & 6

Aural Score

Student's Name \_\_\_\_\_


1. 

2. 

3. 

- 4. Andante                      Allegro
- 5. Parallel                      Contrary
- 6. Fourth                      Third
- 7. Third                      Second
- 8. Same                      Different
- 9. Crescendo                      Diminuendo
- 10. Accelerando                      Ritardando

8. Rhythm Example



11. 

12. 