

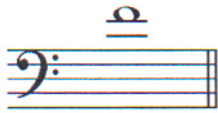
Student's Name \_\_\_\_\_

Teacher's Name \_\_\_\_\_

Written Score	
Aural Score	
<b>TOTAL SCORE</b>	

**NOTATION OF PITCH**

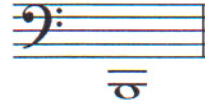
Write the letter name of each note on the line below. Use accidentals as needed.



1. \_\_\_\_\_



2. \_\_\_\_\_



3. \_\_\_\_\_

**NOTATION OF RHYTHM**

Draw **ONE NOTE** on the line to complete the measure.



Draw **ONE REST** on the line to complete the measure.



Write the **time signature** in the box.




**KEY SIGNATURES AND SCALES**

Identify the key signatures.




9. \_\_\_\_\_ minor




10. \_\_\_\_\_ MAJOR

TURN TO THE NEXT PAGE


Draw the key signatures.



11. A flat Major



12. b minor



13. c minor

Draw the scales one octave ascending.


Use whole notes.

Use accidentals as needed.

DO NOT USE A KEY SIGNATURE.




14. E flat Major



15. C natural minor

### HARMONIC STUDY

Identify the triads. Circle if they are Major or minor.



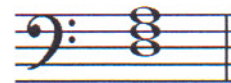
16. \_\_\_\_\_  
Major minor



17. \_\_\_\_\_  
Major minor



18. \_\_\_\_\_  
Major minor



19. \_\_\_\_\_  
Major minor

Draw the triad in root position. Use whole notes. Use accidentals as needed.



20. E flat Major



21. g minor



22. A Major



23. f sharp minor

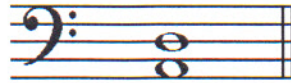
TURN TO THE NEXT PAGE

**INTERVALS**


Identify the interval. Circle the answer.



- 24. Major 6<sup>th</sup>
- minor 6<sup>th</sup>
- Perfect 5<sup>th</sup>



- 25. Perfect 5<sup>th</sup>
- minor 6<sup>th</sup>
- Perfect 4<sup>th</sup>



- 26. Perfect 5<sup>th</sup>
- minor 6<sup>th</sup>
- Perfect 4<sup>th</sup>


Draw the interval **above** the note. Use whole notes.



- 27. Major 2<sup>nd</sup>



- 28. minor 3<sup>rd</sup>



- 29. Perfect 4<sup>th</sup>

**TERMINOLOGY**

Match the **terms** with the **definitions**. Write the letter on the blank line.

**TERMS**

- 30. \_\_\_\_ allargando (allarg.)
- 31. \_\_\_\_ lento
- 32. \_\_\_\_ presto
- 33. \_\_\_\_ cantabile
- 34. \_\_\_\_ con moto
- 35. \_\_\_\_ leading tone
- 36. \_\_\_\_ subito
- 37. \_\_\_\_ harmonic minor scale
- 38. \_\_\_\_ subdominant

**DEFINITIONS**

- A. Seventh degree of the scale
- B. In a singing style
- C. Fifth degree of the scale
- D. A natural minor scale with a raised 7<sup>th</sup> scale degree
- E. Suddenly
- F. With motion
- G. Broadening or slowing
- H. Very fast, faster than allegro
- I. Slow, slower than adagio
- J. Fourth degree of the scale

TURN TO THE NEXT PAGE

MUSICAL EXAMPLE

Use the musical example to answer the questions below. The measures are numbered.

39. The example is in the key of \_\_\_\_\_. Include Major or minor in the answer.

40. What does the term above measure one mean? Circle the answer.

Walking tempo

In a quiet style

Majestic, dignified

41. What is the time signature? Circle the answer.

**3**  
**4**

**4**  
**4**

**6**  
**8**

42. How many tonic triads are in the bass clef? Circle the answer.

Four

Five

Six

43. What type of scale is in measure three? Circle the answer.

Major

Harmonic minor

Natural minor

44. What degree of the scale is circled in measure two? Circle the answer.

Subdominant

Tonic

Leading tone

END OF WRITTEN TEST

## 2019-2020 OMTA Aural Awareness Levels 7 & 8

Student's Name \_\_\_\_\_

Aural Score
-------------

1. Major Harmonic minor Natural minor

2. Major Harmonic minor Natural minor

3. Allegro Andante

4.  $\frac{3}{4}$   $\frac{4}{4}$   $\frac{6}{8}$

5. minor 3<sup>rd</sup> Perfect 4<sup>th</sup> Perfect 5<sup>th</sup>

6. 



7. Major minor

8. Major minor

9.