

2019-2020 OMTA THEORY LEVEL SEVEN - FLUTE

Student's Name _____

Teacher's Name _____

Written Score	
Aural Score	
TOTAL SCORE	

NOTATION OF PITCH

Write the letter name of each note on the line below.



1. _____



2. _____



3. _____

Draw the enharmonic note in the measure. Use whole notes. Use accidentals as needed.



4.



5.


Fill in the fingerings for the notes.



6.



7.



Identify the note name of the fingering diagram.



8. _____



9. _____

TURN TO THE NEXT PAGE

NOTATION OF RHYTHM

Draw **one note** on the line to complete the measure.

10. $\frac{4}{4}$  _____

11. $\frac{6}{8}$  _____

Draw **one rest** on the line to complete the measure.

12. $\frac{3}{4}$  _____

13. $\frac{4}{4}$  _____

Draw in the box.

14. 3 eighth notes beamed

15. Sixteenth rest

KEY SIGNATURES AND SCALES

Identify the key signatures.



16. _____ Major



17. _____ minor

Draw the key signatures.



18. A Major




19. c minor

Draw the scales one octave **ascending** and **descending**.

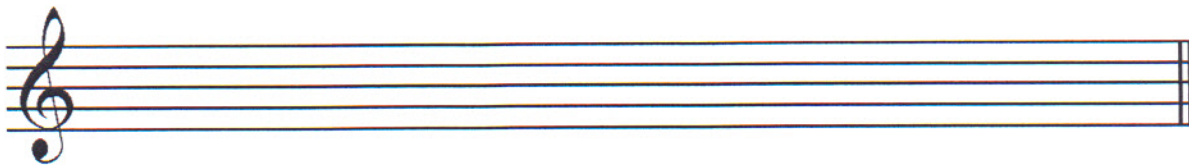
Use whole notes.

Use accidentals as needed in both directions.

Do not use a key signature.



20. G Major



21. d harmonic minor


TURN TO THE NEXT PAGE

HARMONIC STUDY

Identify the triad. Circle Major or minor.



22. _____
Major minor




23. _____
Major minor




24. _____
Major minor

Draw the triad in root position. Use whole notes. Use accidentals as needed.



25. E Major



26. g minor

INTERVALS

Identify the interval. Circle the answer.



27. Major 6th
Perfect 4th
Perfect 5th



28. Major 6th
minor 6th
Perfect 4th

Draw the interval above the note. Use whole notes. Use accidentals as needed.



29. Perfect 4th



30. minor 6th

TURN TO THE NEXT PAGE

TERMINOLOGY

Match the **terms** with the **definitions**. Write the letter on the blank line.

TERMS

- 31. _____ cantabile
- 32. _____ con
- 33. _____ harmonics
- 34. _____ tranquillo
- 35. _____ subito
- 36. _____ maestoso
- 37. _____ con moto
- 38. _____ espressivo

DEFINITIONS

- A. With expression
- B. Tranquil, in a quiet style
- C. Suddenly
- D. With motion
- E. In a singing style
- F. With
- G. Notes overblown at the octave, 12th etc.
- H. Majestic, dignified

Write the tempo markings from **slowest** to **fastest**. **Presto, Moderato, Lento, Allegro, Adagio, Andante**

39. _____

MUSICAL EXAMPLE

Use the musical example to answer the questions below. The measures are numbered.



40. The example is in the key of _____. Include Major or minor in the answer.

41. What does the tempo marking mean? Circle the answer.

- Quick, fast tempo in a singing style
- Quick, fast tempo with expression

42. What type of interval is circled in measure two? Circle the answer.

- Major 3rd
- Perfect 5th
- Perfect 4th

43. How are the notes articulated in the example? Circle the answer

- Staccato
- Legato
- Lento

44. What scale degree is the note in measure four? Circle the answer.

- Subdominant
- Dominant
- Tonic

2019-2020 OMTA Aural Awareness Levels 7 & 8

Student's Name _____

Aural Score

1. Major Harmonic minor Natural minor

2. Major Harmonic minor Natural minor

3. Allegro Andante

4. $\frac{3}{4}$ $\frac{4}{4}$ $\frac{6}{8}$

5. minor 3rd Perfect 4th Perfect 5th

6. 



7. Major minor

8. Major minor

9. 

10. 

11. Interval 1 Interval 2

12. Interval 1 Interval 2