

2019-2020 OMTA THEORY LEVEL EIGHT - FLUTE

Student's Name _____

Teacher's Name _____

| | |
|--------------------|--|
| Written Score | |
| Aural Score | |
| TOTAL SCORE | |

NOTATION OF PITCH

Write the letter name of each note on the line below.

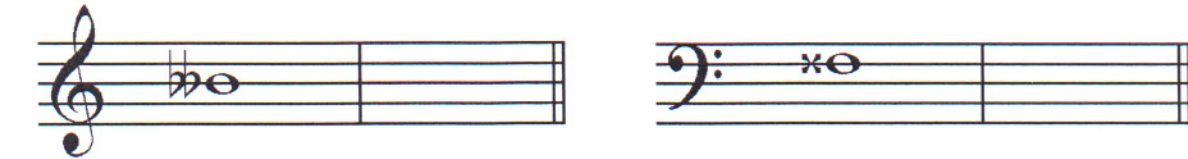


1. _____

2. _____

3. _____

Draw the enharmonic note in the measure. **Use whole notes. Use accidentals as needed.**



4.

5.

Fill in the fingerings for the notes.



6.

7.

Identify the note name of the fingering diagram.



8. _____

9. _____

TURN TO THE NEXT PAGE

NOTATION OF RHYTHM

Draw **one note** on the line to complete the measure.

10. $\frac{3}{4}$  _____

11. $\frac{9}{8}$  _____

Draw **one rest** on the line to complete the measure.

12. $\frac{2}{4}$  _____

13. $\frac{3}{8}$  _____

Draw in the box.

14. dotted 8th rest

15. dotted 16th note

16. 3 eighth notes beamed

HARMONIC STUDY

Identify the triad. Circle **Major** or **minor**.



23. _____
Major minor



24. _____
Major minor

Draw the triad in root position. Use whole notes. Use accidentals as needed.



25. b minor




26. Ab Major

INTERVALS

Identify the interval. Circle the answer.



27. Major 7th
minor 7th
Major 6th




28. Perfect 5th
Perfect 4th
Major 3rd

Draw the interval **above** the note. Use whole notes. Use accidentals as needed.



29. minor 7th



30. Perfect 4th

TURN TO THE NEXT PAGE

TERMINOLOGY

Match the **terms** with the **definitions**. Write the letter on the blank line.

TERMS

- 31. _____ leggiero
- 32. _____ semplice
- 33. _____ alla breve
- 34. _____ agitato
- 35. _____ rubato
- 36. _____ sempre
- 37. _____ non troppo
- 38. _____ simile

DEFINITIONS

- A. Not too much
- B. Play in the same manner
- C. Simple
- D. Time signature indicating two beats to the measure with a half note receiving one beat
- E. Agitated or restless
- F. Expressive variation of tempo
- G. Light
- H. Always

TURN TO THE NEXT PAGE

MUSICAL EXAMPLE

Use the musical example to answer the questions below. The measures are numbered.

39. The example is in the key of _____. Include Major or minor in the answer.

40. What does the tempo marking mean? Circle the answer.

- Quick, fast tempo but not too fast Quick, fast tempo with expression

41. What type of interval is circled in measure two? Circle the answer.

- Major 7th Major 6th Minor 6th

42. What does the symbol under measure three and four mean? Circle the answer.

- Gradually softer Gradually louder

43. What kind of articulation is used in measure four? Circle the answer

- Staccato Legato Accent

44. What scale degree is the circled note in measure one? Circle the answer.

- Dominant Subdominant Tonic

2019-2020 OMTA Aural Awareness Levels 7 & 8

Student's Name _____

Aural Score

1. Major Harmonic minor Natural minor

2. Major Harmonic minor Natural minor

3. Allegro Andante

4. $\frac{3}{4}$ $\frac{4}{4}$ $\frac{6}{8}$

5. minor 3rd Perfect 4th Perfect 5th

6. $\frac{4}{4}$ 

$\frac{4}{4}$ 

7. Major minor

8. Major minor

9. 

10. 

11. Interval 1 Interval 2

12. Interval 1 Interval 2