

**\*Written Test = 2 points each question**  
**2019-2020 OMTA THEORY LEVEL EIGHT - VIOLA**

Student's Name \_\_\_\_\_

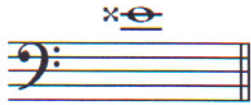
Teacher's Name \_\_\_\_\_

Written Score	88
Aural Score	12
<b>TOTAL SCORE</b>	<b>100</b>


**NOTATION OF PITCH**

Write the letter name of each note on the line below. Use accidentals as needed.

+10



1. E<sup>x</sup> (double sharp)



2. D<sup>bb</sup> (double flat)



3. E<sup>b</sup>

Draw the enharmonic **BESIDE** the note. Use whole notes. Use accidentals as needed.



4.



5.

**NOTATION OF RHYTHM**

Draw **ONE REST** on the line to complete the measure.

+8



6. 7



7. 7

Draw **ONE NOTE** on the line to complete the measure.



8. 7




9. 7

**KEY SIGNATURES AND SCALES**

Identify the **minor** key signatures. Include minor in the answer.

+8



10. C minor




11. F# minor

Identify the **Major** key signatures. Include Major in the answer.



12. E major




13. D<sup>b</sup> major

TURN TO THE NEXT PAGE

Identify the scales.

Include Major, natural minor, harmonic minor, or melodic minor in the answer.

+ 8



14. E<sup>b</sup> major




15. C# harmonic minor

Draw the scales one octave **ascending** and **descending**.


Use **whole notes**.

Use **accidentals as needed**.

**DO NOT USE A KEY SIGNATURE.**



16. f harmonic minor



17. A Major

**HARMONIC STUDY**

Identify the triads. Circle if they are **Major** or **minor**.


+12



18. B<sup>b</sup>  
Major minor




19. C  
Major minor



20. F#  
Major minor


Draw the **triad** in root position. Use **whole notes**. Use **accidentals as needed**.



21. A flat Major



22. g minor

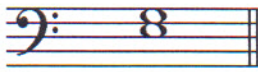


23. D flat Major

TURN TO THE NEXT PAGE

**INTERVALS**

Identify the interval. Circle the answer.




24. Major 3<sup>rd</sup>

- minor 3<sup>rd</sup>
- Perfect 4<sup>th</sup>



25. Perfect 4<sup>th</sup>

- Perfect 5<sup>th</sup>
- minor 6<sup>th</sup>




26. Major 6<sup>th</sup>

- minor 7<sup>th</sup>
- Major 7<sup>th</sup>

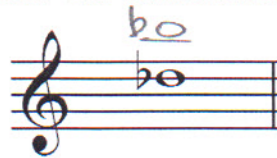
Draw the interval **above** the note. Use whole notes. Use accidentals as needed.




27. Perfect 4<sup>th</sup>



28. minor 2<sup>nd</sup>



29. Major 6<sup>th</sup>



30. minor 7<sup>th</sup>

**TERMINOLOGY**

Match the **terms** with the **definitions**. Write the letter on the blank line.

**TERMS**

- 31. D non troppo
- 32. I meno mosso
- 33. E 2<sup>nd</sup> inversion triad
- 34. H col legno
- 35. B alla breve
- 36. A 1<sup>st</sup> inversion triad
- 37. G semplice
- 38. C V7, dominant 7<sup>th</sup>

**DEFINITIONS**

- A. A triad with the 3<sup>rd</sup> as the lowest note
- B. Time signature indicating two beats to the measure with a half note receiving one beat
- C. A chord built on the fifth scale degree with the added minor seventh interval above the root
- D. Not too much
- E. A triad with the 5<sup>th</sup> as the lowest note
- F. More motion, faster
- G. Simple
- H. Strike with stick
- I. Less motion, slower
- J. Fourth degree of the scale

TURN TO THE NEXT PAGE

**MUSICAL EXAMPLE**

Use the musical example to answer the questions below. The measures are numbered.

39. What does the term above measure one mean? Circle the answer.

With more expression

Not too much

More motion, faster

40. The example is in the key of Ab major.

Include Major or minor in the answer.

41. The relative minor key of the example is F minor.

Include Major or minor in the answer.

42. What degree of the scale is circled in measure three? Circle the answer.

Fifth

Seventh

Third

43. The name of the arpeggio circled in measure two is F minor.

Include Major or minor in the answer.

44. What type of triad is in measure one? Circle the answer.

Root position

First inversion

Second inversion

**\*Aural Test = 1 point each question**  
**2019-2020 OMTA Aural Awareness Levels 7 & 8**

Student's Name \_\_\_\_\_

Aural Score <i>12</i>
--------------------------

1. Major                      Harmonic minor                      Natural minor


2. Major                      Harmonic minor                      Natural minor

3. Allegro                      Andante

4.                       $\frac{3}{4}$                        $\frac{4}{4}$                        $\frac{6}{8}$


5. minor 3<sup>rd</sup>                      Perfect 4<sup>th</sup>                      Perfect 5<sup>th</sup>

6.  $\frac{4}{4}$  

$\frac{4}{4}$  

7. Major                      minor

8. Major                      minor

9. 

10. 

11. Interval 1                      Interval 2

12. Interval 1                      Interval 2