

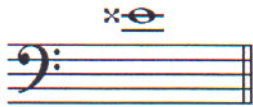
Student's Name _____

Teacher's Name _____

Written Score	
Aural Score	
TOTAL SCORE	

NOTATION OF PITCH

Write the letter name of each note on the line below. Use accidentals as needed.



1. _____




2. _____




3. _____

Draw the enharmonic **BESIDE** the note. Use whole notes. Use accidentals as needed.



4. _____



5. _____

NOTATION OF RHYTHM

Draw **ONE REST** on the line to complete the measure.



6. _____



7. _____

Draw **ONE NOTE** on the line to complete the measure.




8. _____



9. _____

KEY SIGNATURES AND SCALES

Identify the **minor** key signatures. Include minor in the answer.



10. _____



11. _____

Identify the **Major** key signatures. Include Major in the answer.



12. _____




13. _____

TURN TO THE NEXT PAGE

Identify the scales.

Include Major, natural minor, harmonic minor, or melodic minor in the answer.



14. _____



15. _____

Draw the scales one octave **ascending** and **descending**.

Use whole notes.

Use accidentals as needed.

DO NOT USE A KEY SIGNATURE.



16. f harmonic minor




17. A Major

HARMONIC STUDY

Identify the triads. Circle if they are **Major** or **minor**.



18. _____
Major minor



19. _____
Major minor



20. _____
Major minor


Draw the **triad** in root position. Use whole notes. Use accidentals as needed.



21. A flat Major



22. g minor

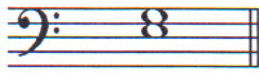


23. D flat Major

TURN TO THE NEXT PAGE

INTERVALS


Identify the interval. Circle the answer.



24. Major 3rd
 minor 3rd
 Perfect 4th



25. Perfect 4th
 Perfect 5th
 minor 6th




26. Major 6th
 minor 7th
 Major 7th

Draw the interval **above** the note. Use whole notes. Use accidentals as needed.



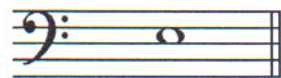
27. Perfect 4th



28. minor 2nd



29. Major 6th



30. minor 7th

TERMINOLOGY

Match the **terms** with the **definitions**. Write the letter on the blank line.

TERMS

31. _____ non troppo
 32. _____ meno mosso
 33. _____ 2nd inversion triad
 34. _____ col legno
 35. _____ alla breve
 36. _____ 1st inversion triad
 37. _____ semplice
 38. _____ V7, dominant 7th

DEFINITIONS

- A. A triad with the 3rd as the lowest note
 B. Time signature indicating two beats to the measure with a half note receiving one beat
 C. A chord built on the fifth scale degree with the added minor seventh interval above the root
 D. Not too much
 E. A triad with the 5th as the lowest note
 F. More motion, faster
 G. Simple
 H. Strike with stick
 I. Less motion, slower
 J. Fourth degree of the scale

TURN TO THE NEXT PAGE

MUSICAL EXAMPLE

Use the musical example to answer the questions below. **The measures are numbered.**

39. What does the term above measure one mean? Circle the answer.

With more expression

Not too much

More motion, faster

40. The example is in the key of _____.

Include Major or minor in the answer.

41. The relative minor key of the example is _____.

Include Major or minor in the answer.

42. What degree of the scale is circled in measure three? Circle the answer.

Fifth

Seventh

Third

43. The name of the arpeggio circled in measure two is _____.

Include Major or minor in the answer.

44. What type of triad is in measure one? Circle the answer.

Root position

First inversion

Second inversion

END OF WRITTEN TEST

2019-2020 OMTA Aural Awareness Levels 7 & 8

Student's Name _____

Aural Score

1. Major Harmonic minor Natural minor

2. Major Harmonic minor Natural minor

3. Allegro Andante

4. $\frac{3}{4}$ $\frac{4}{4}$ $\frac{6}{8}$

5. minor 3rd Perfect 4th Perfect 5th

6. 



7. Major minor

8. Major minor

9. 

10. 

11. Interval 1 Interval 2

12. Interval 1 Interval 2