

2019-2020 OMTA THEORY LEVEL FOUR- VIOLIN


Student's Name _____

Teacher's Name _____

Written Score	
Aural Score	
TOTAL SCORE	

NOTATION OF PITCH

Write the letter name of each note on the line below.



1. _____ 2. _____ 3. _____ 4. _____ 5. _____ 6. _____

Draw the notes on the staff. Use whole notes.



7. G

8. B#

9. F

10. Cb

DRAW IN THE BOX.

11. Sharp sign

12. Natural sign

NOTATION OF RHYTHM

13. Whole rest

14. Dotted quarter note

15. Dotted half note

16. Half rest

17. Single eighth note

TURN TO THE NEXT PAGE

KEY SIGNATURES

Draw the major key signatures.



18. G Major



19. A Major

HARMONIC STUDY

Draw the triads. Use whole notes.



20. D Major



21. C Major

SCALES

Write the pattern of whole steps and half steps used in a Major scale.
Write W for whole step and H for half step.


22. _____

Draw the Major scale one octave **ascending** above the given note.

Use whole notes.

Use accidentals as needed.

DO NOT USE A KEY SIGNATURE.



23.

INTERVALS

Identify the intervals. Circle the answer.

24. Second
Third
Fourth

25. Second
Third
Fourth

26. Second
Third
Fourth

Identify the intervals as **harmonic** or **melodic**.

27. _____

28. _____

29. _____

TERMINOLOGY

Match the **terms** with the **definitions**. Write the letter on the blank line.

TERMS

- 30. _____ D.C. al Fine
- 31. _____ andante
- 32. _____ tie
- 33. _____ parallel motion
- 34. _____ accent
- 35. _____ melodic interval
- 36. _____ fermata
- 37. _____ allegro
- 38. _____ harmonic interval


DEFINITIONS

- A. Walking tempo
- B. Music moving in the same direction
- C. Return to the beginning and play to Fine
- D. Quick, fast tempo
- E. A note that is played louder than the notes around it
- F. The distance between two notes which are played together
- G. The distance between two notes which are played separately
- H. To hold a note or rest
- I. A curved line connecting two notes of the same pitch lengthening the value of the first note

TURN TO THE NEXT PAGE

MUSICAL EXAMPLE

Use the musical example to answer the questions below. **The measures are numbered.**



39. The example is in the key of _____ Major.

40. What does the tempo for this example mean? Circle the answer.

- Walking tempo Medium or moderate tempo Quick, fast, lively

41. What does the dynamic marking in measure one mean? Circle the answer.

- Medium soft Soft Medium loud

42. What is the interval circled in measure three? Circle the answer.

- 2nd 3rd 4th

43. What is the sign under measure three called? Circle the answer.

- Crescendo Diminuendo

44. What is the symbol over the first note in measure three? Circle the answer.

- Accent Tie Ritard

45. What is the sign over the note in measure four? Circle the answer.

- Tie Fermata Accent

2019-2020 OMTA Aural Awareness Levels 3 & 4

Student's Name _____

Aural Score

- | | | |
|-----|------------------|------------------|
| 1. | Same | Different |
| 2. | Staccato | Legato |
| 3. | Staccato | Legato |
| 4. | Piano | Forte |
| 5. | High | Low |
| 6. | Gradually Louder | Gradually Softer |
| 7. | Second | Third |
| 8. | Higher | Lower |
| 9. | Higher | Lower |
| 10. | Higher | Lower |