

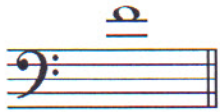
Student's Name _____

Teacher's Name _____

Written Score	
Aural Score	
TOTAL SCORE	

NOTATION OF PITCH

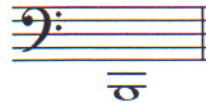
Write the letter name of each note on the line below. Use accidentals as needed.



1. _____



2. _____



3. _____

NOTATION OF RHYTHM

Draw **ONE NOTE** on the line to complete the measure.



Draw **ONE REST** on the line to complete the measure.



Write the **time signature** in the box.




KEY SIGNATURES AND SCALES

Identify the key signatures.




9. _____ minor




10. _____ MAJOR

TURN TO THE NEXT PAGE


Draw the key signatures.



11. A flat Major



12. b minor




13. c minor

Draw the scales one octave ascending.


Use whole notes.

Use accidentals as needed.

DO NOT USE A KEY SIGNATURE.



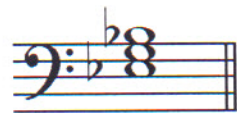
14. E flat Major



15. C natural minor

HARMONIC STUDY

Identify the triads. Circle if they are Major or minor.



16. _____
Major minor



17. _____
Major minor



18. _____
Major minor



19. _____
Major minor

Draw the triad in root position. Use whole notes. Use accidentals as needed.




20. E flat Major



21. g minor



22. A Major



23. f sharp minor

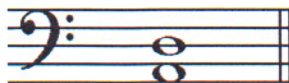
TURN TO THE NEXT PAGE

INTERVALS


Identify the interval. Circle the answer.



- 24. Major 6th
- minor 6th
- Perfect 5th



- 25. Perfect 5th
- minor 6th
- Perfect 4th




- 26. Perfect 5th
- minor 6th
- Perfect 4th


Draw the interval **above** the note. Use whole notes.



- 27. Major 2nd



- 28. minor 3rd



- 29. Perfect 4th

TERMINOLOGY

Match the **terms** with the **definitions**. Write the letter on the blank line.

TERMS

- 30. ____ allargando (allarg.)
- 31. ____ lento
- 32. ____ presto
- 33. ____ cantabile
- 34. ____ con moto
- 35. ____ leading tone
- 36. ____ subito
- 37. ____ harmonic minor scale
- 38. ____ subdominant

DEFINITIONS

- A. Seventh degree of the scale
- B. In a singing style
- C. Fifth degree of the scale
- D. A natural minor scale with a raised 7th scale degree
- E. Suddenly
- F. With motion
- G. Broadening or slowing
- H. Very fast, faster than allegro
- I. Slow, slower than adagio
- J. Fourth degree of the scale

TURN TO THE NEXT PAGE

MUSICAL EXAMPLE

Use the musical example to answer the questions below. The measures are numbered.

The musical example consists of five measures of music for violin. The key signature has one sharp (F#), and the time signature is 3/4. The tempo marking is 'Andante'. Measure 1 contains a quarter note G4, a quarter note A4, and a quarter note B4. Measure 2 contains a quarter note C5 (circled), a quarter note B4, and a quarter note A4. Measure 3 contains a triplet of eighth notes: G4, A4, and B4. Measure 4 contains a triplet of eighth notes: C5, B4, and A4. Measure 5 contains a whole note G4.

39. The example is in the key of _____. Include Major or minor in the answer.

40. What does the term above measure one mean? Circle the answer.

Walking tempo

In a quiet style

Majestic, dignified

41. What is the time signature? Circle the answer.

3
4

4
4

6
8

42. How many tonic triads are in the bass clef? Circle the answer.

Four

Five

Six

43. What type of scale is in measure three? Circle the answer.

Major

Harmonic minor

Natural minor

44. What degree of the scale is circled in measure two? Circle the answer.

Subdominant

Tonic

Leading tone

END OF WRITTEN TEST

2019-2020 OMTA Aural Awareness Levels 7 & 8

Student's Name _____

Aural Score

- 1. Major Harmonic minor Natural minor
- 2. Major Harmonic minor Natural minor
- 3. Allegro Andante

- 4. $\frac{3}{4}$ $\frac{4}{4}$ $\frac{6}{8}$


- 5. minor 3rd Perfect 4th Perfect 5th

6. 



- 7. Major minor
- 8. Major minor

9. 

10. 

- 11. Interval 1 Interval 2
- 12. Interval 1 Interval 2