

## 2021 OMTA THEORY LEVEL SEVEN—FLUTE

Student's Name \_\_\_\_\_

Written Score	
Aural Score	
<b>TOTAL SCORE</b>	

Teacher's Name \_\_\_\_\_

### Notation of Pitch


Write the letter name of each note on the line below.



\_\_\_\_\_



\_\_\_\_\_

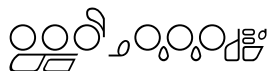
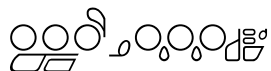



\_\_\_\_\_

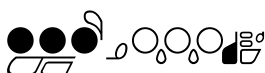
Draw the enharmonic note in the measure. Use whole notes. Use accidentals as needed.



Identify the following notes. Below the staff fill in the fingering on the flute diagrams.



Identify the note name from the fingering diagrams.



\_\_\_\_\_






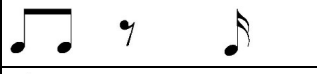




\_\_\_\_\_

TURN TO THE NEXT PAGE

## 2021 OMTA THEORY LEVEL SEVEN—FLUTE

### Notation of Rhythm

Each measure below is incomplete. Circle the correct rhythm that completes the measure.

$\frac{3}{4}$ 	
$\frac{2}{4}$ 	
$\frac{6}{8}$ 	
$\frac{4}{4}$ 	

Draw the rhythms in the box.

Dotted quarter rest



One sixteenth note



### Key Signatures

Identify the following Major key signatures. **Use Major in the answer.**




\_\_\_\_\_ minor




\_\_\_\_\_ Major

Draw the key signatures.



D Major




f minor

TURN TO THE NEXT PAGE


## 2021 OMTA THEORY LEVEL SEVEN—FLUTE

### Scales

Draw the scales on octave **ascending** and **descending**. Use **whole notes**. Use accidentals as needed in both directions. Do not use a key signature.



A Major




c harmonic minor

### Harmonic Study


Identify the triad. Circle **Major** or **minor**.



\_\_\_\_\_ Major minor




\_\_\_\_\_ Major minor




\_\_\_\_\_ Major minor

Draw the arpeggios in root position.



f# minor



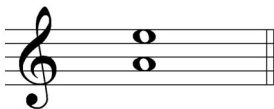
A $\flat$  Major

TURN TO THE NEXT PAGE

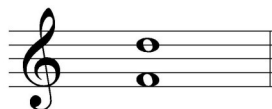
## 2021 OMTA THEORY LEVEL SEVEN—FLUTE

### Intervals

Identify the interval. Circle the answer.




Perfect 5th    Perfect 4th

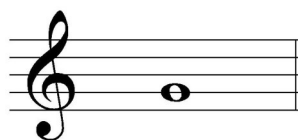


minor 6th    Major 6th

Draw the interval **above** the note. **Use whole notes.** Use accidentals as needed.



Perfect 4th



minor 3rd

### Terminology

Match the **terms** with the **definitions**. Write the letter on the blank line.

#### TERMS

- \_\_\_\_\_ subito
- \_\_\_\_\_ espressivo
- \_\_\_\_\_ cantabile
- \_\_\_\_\_ harmonics
- \_\_\_\_\_ tranquillo
- \_\_\_\_\_ enharmonic
- \_\_\_\_\_ dolce
- \_\_\_\_\_ giocoso

#### DEFINITIONS

- A. In a singing style
- B. Notes overblown at the octave, 12th, etc.
- C. Notes spelled differently but sound the same
- D. With expression
- E. Sweetly
- F. Suddenly
- G. Happy or joyful
- H. Tranquil, in a quite style.

Write the following tempo markings from **slowest** to **fastest**:  
**Allegro, Lento, Presto, Adagio, Allegretto, Moderato, Andante**

\_\_\_\_\_

TURN TO THE NEXT PAGE

## 2021 OMTA THEORY LEVEL SEVEN—FLUTE

Use the music example to answer the questions below. **The measures are numbered.**

*Moderato maestoso*

1 *f*

2

3

4

The example is in the key of \_\_\_\_\_? Include Major or minor in the answer.

What does the tempo marking mean? Circle the answer.

Moderate tempo, with motion

Moderate tempo, in a majestic style

What is the interval circled in measure one? Circle the answer.

Perfect 4th

Major 6th

Perfect 5th

minor 6th

What does the symbol mean on the first note of measure one, two, and three? Circle the answer.

Staccato

Legato

Accent

What scale degree is the note in measure four? Circle the answer.

Tonic

Subdominant

Dominant

## 2021 OMTA AURAL AWARENESS LEVEL 7 & 8

Aural Score

Student's Name \_\_\_\_\_

1.            natural minor                      harmonic minor                      melodic minor

2.            natural minor                      harmonic minor                      melodic minor



3.            Presto    Lento    Moderato

4.             **$\frac{3}{4}$**      **$\frac{4}{4}$**      **$\frac{6}{8}$**

5.            Perfect 4th                                  Perfect 5th                                  Major 6th



7.            Major    minor



10.            Interval 1                                  Interval 2

END OF AURAL AWARENESS TEST