

2021 OMTA THEORY LEVEL EIGHT—CLARINET


Student's Name _____

Teacher's Name _____

Written Score	
Aural Score	
TOTAL SCORE	

Notation of Pitch



Write the letter name of each note on the line below.



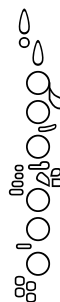

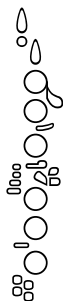





Draw the enharmonic note in the measure. Use whole notes. Use accidentals as needed.



Identify the following notes. Below the staff fill in the fingering on the clarinet diagrams.



Identify the note name from the fingering diagrams.













TURN TO THE NEXT PAGE

2021 OMTA THEORY LEVEL EIGHT—CLARINET

Notation of Rhythm

Each measure below is incomplete. Circle the correct rhythm that completes the measure.


	
	
	
	

Draw the rhythms in the box.


Dotted Eighth Rest



Sixteenth Note



Dotted Quarter Rest




Key Signatures

Identify the following Major key signatures. **Use Major in the answer.**



_____ Major



_____ minor



_____ minor




_____ Major

TURN TO THE NEXT PAGE

2021 OMTA THEORY LEVEL EIGHT—CLARINET


Scales

Identify the scale. Circle the form



_____ Major natural minor harmonic minor

Draw the scales on octave **ascending** and **descending**. Use **whole notes**. Use accidentals as needed in both directions. Do not use a key signature.



D \flat Major

Harmonic Study

Identify the triad. Circle **Major** or **minor**.



_____ Major minor




_____ Major minor

Draw the triad in root position. Use the **whole notes**. Use accidentals as needed.



c# minor



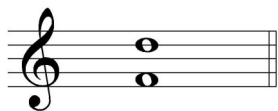
B Major

TURN TO THE NEXT PAGE

2021 OMTA THEORY LEVEL EIGHT—CLARINET

Intervals

Identify the interval. Circle the answer.

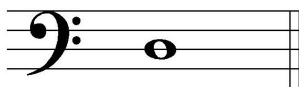


minor 6th Major 6th




Perfect 5th Perfect 4th

Draw the interval **above** the note. **Use whole notes.** Use accidentals as needed.



Perfect 4th



minor 2nd

Terminology

Match the **terms** with the **definitions**. Write the letter on the blank line.

TERMS

- _____ alla breve
- _____ piu mosso
- _____ agitato
- _____ cantabile
- _____ semplice
- _____ meno mosso
- _____ rubato
- _____ leggiero

DEFINITIONS

- A. More motion, faster
- B. Light
- C. Agitated or restless
- D. Time signature indication two beats to the measure with a half note receiving one beat
- E. Simple
- F. Less motion, slower
- G. Expressive variation of tempo
- H. In a singing style

TURN TO THE NEXT PAGE

2021 OMTA AURAL AWARENESS LEVEL 7 & 8

Aural Score

Student's Name _____

1. natural minor harmonic minor melodic minor

2. natural minor harmonic minor melodic minor



3. Presto Lento Moderato

4. **$\frac{3}{4}$** **$\frac{4}{4}$** **$\frac{6}{8}$**

5. Perfect 4th Perfect 5th Major 6th



7. Major minor



10. Interval 1 Interval 2

END OF AURAL AWARENESS TEST