

# 2021 OMTA THEORY LEVEL EIGHT—FLUTE

Student's Name \_\_\_\_\_

Teacher's Name \_\_\_\_\_

Written Score	
Aural Score	
<b>TOTAL SCORE</b>	

## Notation of Pitch

Write the letter name of each note on the line below.



\_\_\_\_\_





\_\_\_\_\_

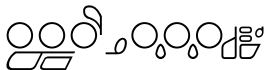

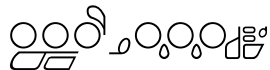



\_\_\_\_\_

Draw the enharmonic note in the measure. Use whole notes. Use accidentals as needed.



Identify the following notes. Below the staff fill in the fingering on the flute diagrams.



Identify the note name from the fingering diagrams.



\_\_\_\_\_











\_\_\_\_\_

## 2021 OMTA THEORY LEVEL EIGHT—FLUTE

### Notation of Rhythm

Each measure below is incomplete. Circle the correct rhythm that completes the measure.

$\frac{6}{8}$ 	
$\frac{4}{4}$ 	$\frac{7}{8}$ 
$\frac{2}{4}$ 	
$\frac{9}{8}$ 	

Draw the rhythms in the box.

Dotted Eighth Rest



Sixteenth Note



Dotted Quarter Rest



### Key Signatures

Identify the following Major key signatures. **Use Major in the answer.**



\_\_\_\_\_ Major



\_\_\_\_\_ minor



\_\_\_\_\_ minor



\_\_\_\_\_ Major

TURN TO THE NEXT PAGE

## 2021 OMTA THEORY LEVEL EIGHT—FLUTE


### Scales

Identify the scale. Circle the form



\_\_\_\_\_ Major      natural minor      harmonic minor

Draw the scales on octave **ascending** and **descending**. Use **whole notes**. Use accidentals as needed in both directions. Do not use a key signature.



D $\flat$  Major

### Harmonic Study

Identify the triad. Circle **Major** or **minor**.




\_\_\_\_\_ Major minor




\_\_\_\_\_ Major minor

Draw the triad in root position. Use the **whole notes**. Use accidentals as needed.



c $\sharp$  minor



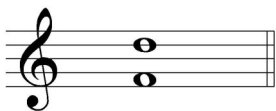
B Major

TURN TO THE NEXT PAGE

## 2021 OMTA THEORY LEVEL EIGHT—FLUTE

### Intervals

Identify the interval. Circle the answer.

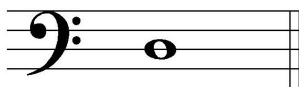


minor 6th      Major 6th




Perfect 5th      Perfect 4th

Draw the interval **above** the note. **Use whole notes.** Use accidentals as needed.



Perfect 4th



minor 2nd

### Terminology

Match the **terms** with the **definitions**. Write the letter on the blank line.

#### TERMS

- \_\_\_\_\_ alla breve
- \_\_\_\_\_ piu mosso
- \_\_\_\_\_ agitato
- \_\_\_\_\_ cantabile
- \_\_\_\_\_ semplice
- \_\_\_\_\_ meno mosso
- \_\_\_\_\_ rubato
- \_\_\_\_\_ leggiero

#### DEFINITIONS

- A. More motion, faster
- B. Light
- C. Agitated or restless
- D. Time signature indication two beats to the measure with a half note receiving one beat
- E. Simple
- F. Less motion, slower
- G. Expressive variation of tempo
- H. In a singing style

TURN TO THE NEXT PAGE

## 2021 OMTA THEORY LEVEL EIGHT—FLUTE

Use the music example to answer the questions below. **The measures are numbered.**

**Allegretto**

*p*

The time signature for this melody tells us there are \_\_\_\_\_ beats in the measure and the \_\_\_\_\_ note gets one beat.

The example is in the key of \_\_\_\_\_. Include **Major** or **minor** in the answer.

The three pick-up notes name what triad? Circle the answer.

c# minor

C# Major

C Major

c minor

What articulation is written throughout the whole example? Circle the answer.

Legato

Accented

Staccato

What does the tempo marking mean? Circle the answer.

Quick

Walking

Slower than Allegro; faster than Moderato

What scale degree is the ending note in the example? Circle the answer.

Tonic

Subdominant

Dominant

## 2021 OMTA AURAL AWARENESS LEVEL 7 & 8

Aural Score

Student's Name \_\_\_\_\_

1.            natural minor                      harmonic minor                      melodic minor

2.            natural minor                      harmonic minor                      melodic minor



3.            Presto                                      Lento                                      Moderato

4.             **$\frac{3}{4}$**                                        **$\frac{4}{4}$**                                        **$\frac{6}{8}$**

5.            Perfect 4th                              Perfect 5th                              Major 6th



7.            Major                                      minor



10.            Interval 1                              Interval 2

END OF AURAL AWARENESS TEST