

2021 OMTA THEORY LEVEL EIGHT—VIOLIN

Student's Name _____

Written Score	
Aural Score	
TOTAL SCORE	

Teacher's Name _____

Write the letter name of each note on the line below. Do not use enharmonic spellings. Use accidentals as needed.



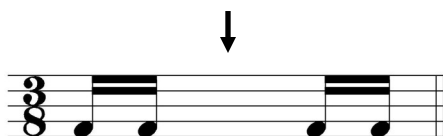




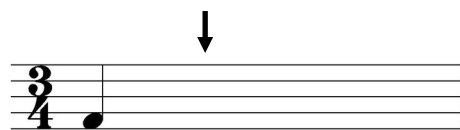
Draw an enharmonic note next to the note given using whole notes. Use accidentals as needed.



Draw one rest under the arrow to complete one measure in the given time signatures.



Draw one note under the arrow to complete one measure in the given time signatures.



TURN TO THE NEXT PAGE

2021 OMTA THEORY LEVEL EIGHT—VIOLIN

Label the minor key signatures.



_____ minor



_____ minor

Label the Major key signatures.




_____ Major



_____ Major

Write the name of the tonic note of each scale and circle whether the scale is Major, natural minor, harmonic minor, or melodic minor.




Major

Tonic: _____ natural minor

harmonic minor

melodic minor



Major

Tonic: _____ natural minor


harmonic minor

melodic minor

TURN TO THE NEXT PAGE

2021 OMTA THEORY LEVEL EIGHT—VIOLIN

Draw the scales one octave ascending and descending using whole notes. Use accidentals as needed in both directions. Do not use a key signature.



f# harmonic minor



E Major


On the blank line, write the root of the triads and circle whether the triads are Major or minor.



_____ Major
_____ minor




_____ Major
_____ minor




_____ Major
_____ minor


Draw the triads in root position using whole notes. Use accidentals as needed.



A Major



c# minor




E Major

TURN TO THE NEXT PAGE

2021 OMTA THEORY LEVEL EIGHT—VIOLIN

Circle the correct answer.



Perfect 5th
minor 6th
Major 6th

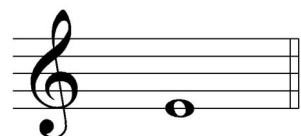


Perfect 4th
Perfect 5th
Major 6th




minor 6th
Major 6th
minor 7th


Draw the interval above each note using a whole note. Use accidentals as needed.




minor 6th



Major 3rd



Major 7th



minor 7th

Match the terms with the definitions. Write the correct letter of the definition on the blank line.

TERMS

_____ non troppo
_____ first inversion
_____ una corda
_____ perfect intervals
_____ second inversion
_____ dominant 7th
_____ meno mosso
_____ più mosso
_____ tre corde

DEFINITIONS

- A. Less motion, slower
- B. A Major triad built on the fifth scale degree with an added minor 7th above the root
- C. Three strings, release the soft pedal
- D. Triad with the 3rd as the lowest note
- E. More motion, faster
- F. Not too much
- G. Unison, 4th, 5th, and octave
- H. One string, depress the soft pedal
- I. Triad with the 5th as the lowest note

TURN TO THE NEXT PAGE

2021 OMTA THEORY LEVEL EIGHT—VIOLIN

Use the music example below to answer the following questions. The measures are numbered. Circle the correct answer or fill in the blank for each question.

Moderato

The music example is in the key of _____. Include Major or minor in the answer.

What is the meaning of *leggiero* in measure 1?

Sweetly

In a singing style

Light

What should be the time signature of this piece?

$\frac{2}{4}$

$\frac{3}{4}$

$\frac{4}{4}$

The F# in measure 3 is which degree of the scale?

Sixth

Fifth

Seventh

What is the interval circled in measure 4?

Perfect 4th

Perfect 5th

minor 6th

What is the sign below measure 3?

Crescendo

Diminuendo

2021 OMTA AURAL AWARENESS LEVELS 7 & 8

Aural Score

Student's Name _____

1. natural minor harmonic minor melodic minor

2. natural minor harmonic minor melodic minor



3. Presto Lento Moderato

4. **$\frac{3}{4}$** **$\frac{4}{4}$** **$\frac{6}{8}$**

5. Perfect 4th Perfect 5th Major 6th



7. Major minor



10. Interval 1 Interval 2

END OF AURAL AWARENESS TEST