

* Written Test = 2 points each question

2021 OMTA THEORY LEVEL EIGHT—PIANO

Student's Name Key

Written Score	90
Aural Score	10
TOTAL SCORE	100

Teacher's Name _____

Write the letter name of each note on the line below. Do not use enharmonic spellings. Use accidentals as needed.

C

F^{bb}

E[#]

Draw an enharmonic note next to the note given using whole notes. Use accidentals as needed.

Draw one rest under the arrow to complete one measure in the given time signatures.


Draw one note under the arrow to complete one measure in the given time signatures.

2021 OMTA THEORY LEVEL EIGHT—PIANO

Label the minor key signatures.



$C^\#$ minor
($C^\#$)



f minor
(F)

Label the Major key signatures.




E^b Major
(e^b)




A Major
(a)

Write the name of the tonic note of each scale and circle whether the scale is Major, natural minor, harmonic minor, or melodic minor.



Tonic: A Major
(a) natural minor
harmonic minor
melodic minor



Tonic: C Major
(C) natural minor
harmonic minor
melodic minor

TURN TO THE NEXT PAGE

2021 OMTA THEORY LEVEL EIGHT—PIANO

Draw the scales one octave ascending and descending using whole notes. Use accidentals as needed in both directions. Do not use a key signature.

harmonic minor

E Major

On the blank line, write the root of the triads and circle whether the triads are Major or minor.

D Major
(d) minor

g Major
(G) minor

f Major
(F) minor

Draw the triads in root position using whole notes. Use accidentals as needed.

A Major


minor

E Major


TURN TO THE NEXT PAGE

2021 OMTA THEORY LEVEL EIGHT—PIANO


Circle the correct answer.



Perfect 5th
minor 6th
Major 6th




Perfect 4th
Perfect 5th
Major 6th



minor 6th
Major 6th
minor 7th


Draw the interval above each note using a whole note. Use accidentals as needed.




minor 6th



Major 3rd



Major 7th



minor 7th

Match the terms with the definitions. Write the correct letter of the definition on the blank line.

TERMS

- F non troppo
D first inversion
H una corda
G perfect intervals
I second inversion
B dominant 7th
A meno mosso
E più mosso
C tre corde

DEFINITIONS

- A. Less motion, slower
 B. A Major triad built on the fifth scale degree with an added minor 7th above the root
 C. Three strings, release the soft pedal
 D. Triad with the 3rd as the lowest note
 E. More motion, faster
 F. Not too much
 G. Unison, 4th, 5th, and octave
 H. One string, depress the soft pedal
 I. Triad with the 5th as the lowest note

TURN TO THE NEXT PAGE

2021 OMTA THEORY LEVEL EIGHT—PIANO

Use the music example below to answer the following questions. The measures are numbered. Circle the correct answer or fill in the blank for each question.

Moderato

The music example is in the key of A Major. Include Major or minor in the answer.
(a)

What is the meaning of *dolce* in measure 1?

Sweetly

Always softly with spirit

Lightly at a medium tempo

What Roman numeral is used to represent the chord circled in measure 4?

I

IV

V

V7

What inversion is the chord circled in measure 1?

Root position

1st inversion

2nd inversion

The chord circled in measure 1 is _____.

Tonic

Subdominant

Dominant

What is the meaning of *subito* in measure 4?

Slow to forte

Suddenly

Gradually slowing to loud

END OF WRITTEN EXAM

★ Aural Test = 1 point each question

2021 OMTA AURAL AWARENESS LEVELS 7 & 8

Aural Score

Student's Name Key

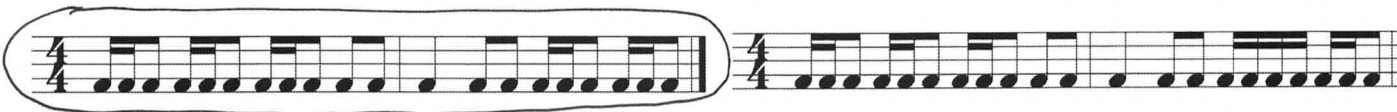
1. natural minor harmonic minor melodic minor

2. natural minor harmonic minor melodic minor


3. Presto Lento Moderato


4. $\frac{3}{4}$ $\frac{4}{4}$ $\frac{6}{8}$

5. Perfect 4th Perfect 5th Major 6th

6. 

7. Major minor

8. 

9. 

10. Interval 1 Interval 2

END OF AURAL AWARENESS TEST