

2021 OMTA THEORY LEVEL FIVE—CLARINET


Student's Name Key

Teacher's Name _____


Written Score	90
Aural Score	10
TOTAL SCORE	100

Notation of Pitch

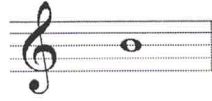
Write the letter name of each note on the line below.




D



D^b







B




F#


Identify the following notes. Below the staff fill in the fingering on the clarinet diagrams.



Identify the note name from the fingering diagrams.



C (left pinky)




G

2021 OMTA THEORY LEVEL FIVE—CLARINET

Notation of Rhythm

Draw the symbol in the box.

Four Beamed 16th notes



Eighth Rest



Draw **ONE NOTE** on the line to complete the measure.



Draw **ONE REST** on the line to complete the measure.



Key Signatures

Identify the following Major key signatures. **Use Major in the answer.**



D Major




E^b Major

TURN TO THE NEXT PAGE


2021 OMTA THEORY LEVEL FIVE—CLARINET

Scales

Draw the following scales—one octave ascending.



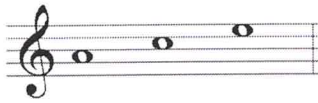
d natural minor




G Major

Harmonic Study

Identify the Major arpeggios. Circle Major or minor



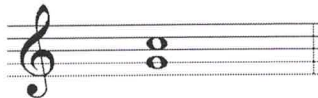
A
Major minor




C
 Major minor

Intervals


Identify the interval. Circle the answer.



5th
 4th



minor 3rd
Major 3rd



4th
 Major 3rd

TURN TO THE NEXT PAGE

2021 OMTA THEORY LEVEL FIVE—CLARINET

Terminology

Match the **terms** with the **definitions**. Write the letter on the blank line.

TERMS


A	trill (tr)
G	harmonic minor scale
H	ledger (leger) lines
F	articulation
B	allegretto
I	arpeggio
D	scale degree
C	tie
J	D. S. al Fine
E	accent

DEFINITIONS

- A. Rapid slurred alteration of neighboring tones
- B. Slower than allegro and faster than moderato
- C. Two notes of the same pitch that are joined together by a curved line; it means to hold the note for combined value of both notes
- D. Name and/or number given to each note of the scale
- E. A note that is played louder than the notes around it
- F. Manner of starting a note (tongued or slurred)
- G. A natural minor scale with a raised 7th scale degree
- H. Lines added above or below the staff to increase the range
- I. Triad (chord) played one note at a time
- J. Return to the signa and play to Fine

Match the **terms** with the **definitions**. Write the letter on the blank line.

TERMS

D	‰
C	<i>rit.</i>
A	<i>ff</i>
F	<i>dim.</i>
B	

DEFINITIONS

- A. Fortissimo—very loud
- B. Staccato—to play short or detached
- C. Ritardando—to play gradually slower
- D. Dal Segno—from the sign
- E. A marking that means to breathe
- F. Diminuendo—gradually softer

TURN TO THE NEXT PAGE

2021 OMTA THEORY LEVEL FIVE—CLARINET

Use the music example to answer the questions below. The measures are numbered.

1 **Allegro**
 2
 3
 4
p

What key is the music example written in? Circle the answer.

G Major

a minor

D Major

What does the term above measure one mean? Circle the answer.

Quick

Walking

Moderate

What does the dynamic marking mean? Circle the answer.

Piano

Forte

Pianissimo

How are the first three notes in measure one articulated? Circle the answer.

Slurred

Tongued

Accented

What is the interval circled in measure three? Circle the answer.

Major 3rd

minor 3rd

Fourth

END OF WRITTEN EXAM

2021 OMTA AURAL AWARENESS LEVELS 5 & 6

Aural Score

Student's Name Key

1. 

2. 

3. Andante Allegro


4. Parallel motion Contrary motion

5. 3rd 4th

6.  Same Different

7. Crescendo Diminuendo

8. Accelerando Ritardando

9. 

10. 