

2019-2020 OMTA AURAL AWARENESS LEVEL 1 & 2

This text is provided for emergency use only. Please administer test with CD or MP3.

Once the Aural Awareness test begins there can be no questions asked and no talking. Each question will be stated 2 times. Please circle your answer. When the test is finished please remain seated and follow the directions from the test monitor for dismissal from the room.

QUESTION 1 FIRST TIME: You will hear two tones. Do these tones sound high or low?

QUESTION 1 SECOND TIME: Do these tones sound high or low?

QUESTION 2 FIRST TIME: You will hear two tones. Are they loud or soft?

QUESTION 2 SECOND TIME: Are they loud or soft?

QUESTION 3 FIRST TIME: You will hear two tones. Are they the same or different?

QUESTION 3 SECOND TIME: Are they the same or different?

QUESTION 4 FIRST TIME: You will hear two tones. Is the second tone higher or lower than the first tone?

QUESTION 4 SECOND TIME: Is the second tone higher or lower than the first tone?

QUESTION 5 FIRST TIME: You will hear two tones. Is the second tone higher or lower than the first tone?

QUESTION 5 SECOND TIME: Is the second tone higher or lower than the first tone?

QUESTION 6 FIRST TIME: You will hear four tones. Are these tones going higher or going lower?

QUESTION 6 SECOND TIME: Are these tones going higher or going lower?

2019-2020 OMTA AURAL AWARENESS LEVEL 1 & 2

This text is provided for emergency use only. Please administer test with CD or MP3.

QUESTION 7 FIRST TIME: You will hear four tones. Are these tones going higher or going lower?

QUESTION 7 SECOND TIME: Are these tones going higher or going lower?

QUESTION 8 FIRST TIME: You will hear a melody. Is it played legato or staccato?

QUESTION 8 SECONDTIME: Is the melody played legato or staccato?

QUESTION 9 FIRST TIME: You will hear a melody. Is it played legato or staccato?


QUESTION 9 SECOND TIME: Is the melody played legato or staccato?

QUESTION 10 FIRST TIME: You will hear a melody. Does it get gradually louder or gradually softer?

QUESTION 10 SECOND TIME: Does the melody get gradually louder or gradually softer?

You have now completed the Aural Awareness test for Levels 1 and 2.

2019-2020 Aural Awareness Musical Example Levels 1-2

1. 

2. 


3. 

4. 

5. 

6. 

7. 

8. 

9. 

10. 

2019-2020 OMTA AURAL AWARENESS LEVEL 3 & 4

This text is provided for emergency use only. Please administer test with CD or MP3.

Once the Aural Awareness test begins there can be no questions asked and no talking. Each question will be stated 2 times. Please circle your answer. When the test is finished please remain seated and follow the directions from the test monitor for dismissal from the room.

QUESTION 1 FIRST TIME: Two tones will be played. Are the tones the same or different?

QUESTION 1 SECONDTIME: Are the tones the same or different?

QUESTION 2 FIRST TIME: A melody will be played. Is the melody legato or staccato?

QUESTION 2 SECOND TIME: Is the melody legato or staccato?

QUESTION 3 FIRST TIME: A melody will be played. Is the melody legato or staccato?

QUESTION 3 SECOND TIME: Is the melody legato or staccato?

QUESTION 4 FIRST TIME: A melody will be played. Is the melody piano or forte?

QUESTION 4 SECOND TIME: Is the melody piano or forte?

QUESTION 5 FIRST TIME: One note will be played. Is the note high or low?

QUESTION 5 SECOND TIME: Is the note high or low?

QUESTION 6 FIRST TIME: A melody will be played. Does the melody grow gradually louder or gradually softer?

QUESTION 6 SECOND TIME: Does the melody grow gradually louder or gradually softer?

2019-2020 OMTA AURAL AWARENESS LEVEL 3 & 4

This text is provided for emergency use only. Please administer test with CD or MP3.

QUESTION 7 FIRST TIME: An interval will be played separately and together. Is the interval a second or a third?

QUESTION 7 SECOND TIME: Is the interval a second or a third?

QUESTION 8 FIRST TIME: Two tones will be played. Is the second tone one octave higher or one octave lower?

QUESTION 8 SECOND TIME: Is the second tone one octave higher or one octave lower?

QUESTION 9 FIRST TIME: Two tones will be played. Is the second tone one octave higher or one octave lower?

QUESTION 9 SECOND TIME: Is the second tone one octave higher or one octave lower?

QUESTION 10 FIRST TIME: Two tones will be played. Is the second tone higher or lower?

QUESTION 10 SECOND TIME: Is the second tone higher or lower?

You have now completed the Aural Awareness test for Levels 3 and 4.

2019-2020 Aural Awareness Musical Example Levels 3-4


1. 

2. 


3. 

4. 


5. 

6. 

7. 

8. 

9. 

10. 

2019-2020 OMTA AURAL AWARENESS LEVELS 5 & 6

This text is provided for emergency use only. Please administer test with CD or MP3.

Once the Aural Awareness test begins there can be no questions asked and no talking. Each question will be stated 3 times. When the test is finished please remain seated and follow the directions from the test monitor for dismissal from the room.

QUESTION 1 FIRST TIME: A scale will be played. Draw the correct missing note under the arrow. Add an accidental if needed.

QUESTION 1 SECOND TIME: Draw the correct missing note under the arrow. Add an accidental if needed.

QUESTION 1 THIRD TIME: Draw the correct missing note under the arrow. Add an accidental if needed.

QUESTION 2 FIRST TIME: A melody will be played. Draw the correct note under the arrow to complete the melody.

QUESTION 2 SECOND TIME: Draw the correct note under the arrow to complete the melody.

QUESTION 2 THIRD TIME: Draw the correct note under the arrow to complete the melody.

QUESTION 3 FIRST TIME: A melody will be played containing a fermata. Draw the fermata over the correct note.

QUESTION 3 SECOND TIME: Draw the fermata over the correct note.

QUESTION 3 THIRD TIME: Draw the fermata over the correct note.

QUESTION 4 FIRST TIME: A melody will be played. Is the tempo andante or allegro? Circle the answer.

QUESTION 4 SECOND TIME: Is the tempo andante or allegro? Circle the answer.

2019-2020 OMTA AURAL AWARENESS LEVELS 5 & 6

This text is provided for emergency use only. Please administer test with CD or MP3.

QUESTION 4 THIRD TIME: Is the tempo andante or allegro? Circle the answer.

QUESTION 5 FIRST TIME: Two scales will be played together. Are the scales in parallel or contrary motion? Circle the answer.

QUESTION 5 SECOND TIME: Are the scales in parallel or contrary motion? Circle the answer.

QUESTION 5 THIRD TIME: Are the scales in parallel or contrary motion? Circle the answer.

QUESTION 6 FIRST TIME: An interval will be played melodically and harmonically. Is the interval a fourth or a third? Circle the answer.

QUESTION 6 SECOND TIME: Is the interval a fourth or a third? Circle the answer.

QUESTION 6 THIRD TIME: Is the interval a fourth or a third? Circle the answer.

QUESTION 7 FIRST TIME: An interval will be played melodically and harmonically. Is the interval a third or a second? Circle the answer.

QUESTION 7 SECOND TIME: Is the interval a third or a second? Circle the answer.

QUESTION 7 THIRD TIME: Is the interval a third or a second? Circle the answer.

QUESTION 8 FIRST TIME: A rhythm will be played. Please look at the rhythm example in the box. Is the rhythm the same or different from the rhythm example? Circle the answer.

QUESTION 8 SECOND TIME: Is the rhythm the same or different from the rhythm example? Circle the answer.

QUESTION 8 THIRD TIME: Is the rhythm the same or different from the rhythm example? Circle the answer.

2019-2020 OMTA AURAL AWARENESS LEVELS 5 & 6

This text is provided for emergency use only. Please administer test with CD or MP3.

QUESTION 9 FIRST TIME: A melody will be played. Does the melody end with a crescendo or a diminuendo? Circle the answer.

QUESTION 9 SECOND TIME: Does the melody end with a crescendo or a diminuendo? Circle the answer.

QUESTION 9 THIRD TIME: Does the melody end with a crescendo or a diminuendo? Circle the answer.

QUESTION 10 FIRST TIME: A melody will be played. Does the melody end with an accelerando or a ritardando? Circle the answer.

QUESTION 10 SECOND TIME: Does the melody end with an accelerando or a ritardando? Circle the answer.

QUESTION 10 THIRD TIME: Does the melody end with an accelerando or a ritardando? Circle the answer.

QUESTION 11 FIRST TIME: A melody will be played containing an accent. Draw the accent under the correct note.

QUESTION 11 SECOND TIME: Draw the accent under the correct note.

QUESTION 11 THIRD TIME: Draw the accent under the correct note.

QUESTION 12 FIRST TIME: A rhythm will be played. Draw the missing note under the arrow.

QUESTION 12 SECOND TIME: Draw the missing note under the arrow.


QUESTION 12 THIRD TIME: Draw the missing note under the arrow.

You have now completed the Aural Awareness test for Levels 5 and 6.

1. 

2. 

3. 

4. *Andante* 

5. 

6. 

7. 

8. 

9. 

10.  *ritardando*

11. 

12. 

2019-2020 OMTA AURAL AWARENESS LEVELS 7 & 8

This text is provided for emergency use only. Please administer test with CD or MP3.

Once the Aural Awareness test begins there can be no questions asked and no talking. Each question will be stated 3 times. When the test is finished please remain seated and follow the directions from the test monitor for dismissal from the room.

QUESTION 1 FIRST TIME: A scale will be played. Is the scale Major, harmonic minor, or natural minor? Circle the answer.

QUESTION 1 SECOND TIME: Is the scale Major, harmonic minor, or natural minor? Circle the answer.

QUESTION 1 THIRD TIME: Is the scale Major, harmonic minor, or natural minor? Circle the answer.

QUESTION 2 FIRST TIME: A scale will be played. Is the scale Major, harmonic minor, or natural minor? Circle the answer.

QUESTION 2 SECOND TIME: Is the scale Major, harmonic minor, or natural minor? Circle the answer.

QUESTION 2 THIRD TIME: Is the scale Major, harmonic minor, or natural minor? Circle the answer.

QUESTION 3 FIRST TIME: A musical example will be played. Circle the word that best describes the tempo of the music.

QUESTION 3 SECOND TIME: Circle the word that best describes the tempo of the music.

QUESTION 3 THIRD TIME: Circle the word that best describes the tempo of the music.

QUESTION 4 FIRST TIME: A four measure rhythm pattern will be played. Circle the correct time signature.

QUESTION 4 SECOND TIME: Circle the correct time signature.

2019-2020 OMTA AURAL AWARENESS LEVELS 7 & 8

This text is provided for emergency use only. Please administer test with CD or MP3.

QUESTION 4 THIRD TIME: Circle the correct time signature.

QUESTION 5 FIRST TIME: An interval will be played. Circle the correct interval.

QUESTION 5 SECOND TIME: Circle the correct interval.

QUESTION 5 THIRD TIME: Circle the correct interval.

QUESTION 6 FIRST TIME: A two measure rhythm pattern will be played. Circle the pattern you hear.

QUESTION 6 SECOND TIME: Circle the pattern you hear.

QUESTION 6 THIRD TIME: Circle the pattern you hear.

QUESTION 7 FIRST TIME: A triad will be played both melodically and harmonically. Is the triad Major or minor? Circle the answer.

QUESTION 7 SECOND TIME: Is the triad Major or minor? Circle the answer.

QUESTION 7 THIRD TIME: Is the triad Major or minor? Circle the answer.

QUESTION 8 FIRST TIME: A triad will be played both melodically and harmonically. Is the triad Major or minor? Circle the answer.

QUESTION 8 SECOND TIME: Is the triad Major or minor? Circle the answer.

QUESTION 8 THIRD TIME: Is the triad Major or minor? Circle the answer.

QUESTION 9 FIRST TIME: A melody will be played in a minor key. Draw a note under the arrows to complete the melody. Use an accidental if needed.

QUESTION 9 SECONDTIME: Draw a note under the arrows to complete the melody. Use an accidental if needed.

QUESTION 9 THIRD TIME: Draw a note under the arrows to complete the melody. Use an accidental if needed.

2019-2020 OMTA AURAL AWARENESS LEVELS 7 & 8

This text is provided for emergency use only. Please administer test with CD or MP3.

QUESTION 10 FIRST TIME: A melody in a minor key will be played. Draw a note under the arrow to complete the melody. Use an accidental if needed.

QUESTION 10 SECOND TIME: Draw a note under the arrow to complete the melody. Use an accidental if needed.

QUESTION 10 THIRD TIME: Draw a note under the arrow to complete the melody. Use an accidental if needed.

QUESTION 11 FIRST TIME: Two intervals will be played both melodically and harmonically. Which interval is a minor 3rd? Interval one (play) or Interval two (play) Circle the answer.

QUESTION 11 SECOND TIME: Which interval is a minor 3rd? Interval one (play) or Interval two (play) Circle the answer.


QUESTION 11 THIRD TIME: Which interval is a minor 3rd? Interval one (play) or Interval two (play) Circle the answer.

QUESTION 12 FIRST TIME: Two intervals will be played both melodically and harmonically. Which interval is a fourth? Interval number 1 (play) or Interval no. 2 (play) Circle the answer.


QUESTION 12 SECOND TIME: Which interval is a fourth? Interval one (play) or Interval two (play) Circle the answer.

QUESTION 12 THIRD TIME: Which interval is a fourth? Interval one (play) or Interval two (play) Circle the answer.

You have now completed the Aural Awareness test for Levels 7 and 8.

10. 

11. 

12. 

2019-2020 OMTA AURAL AWARENESS LEVELS 9 & 10

This text is provided for emergency use only. Please administer test with CD or MP3.

Once the Aural Awareness test begins there can be no questions asked and no talking. Each question will be stated 3 times. When the test is finished please remain seated and follow the directions from the test monitor for dismissal from the room.

QUESTION 1 FIRST TIME: A rhythm pattern will be played. Circle the pattern you hear.

QUESTION 1 SECOND TIME: Circle the pattern you hear.

QUESTION 1 THIRD TIME: Circle the pattern you hear.

QUESTION 2 FIRST TIME: A rhythm pattern will be played. Draw a note under each arrow to complete the pattern.

QUESTION 2 SECOND TIME: Draw a note under each arrow to complete the pattern.

QUESTION 2 THIRD TIME: Draw a note under each arrow to complete the pattern.

QUESTION 3 FIRST TIME: A four measure melody will be played. Circle the correct time signature.

QUESTION 3 SECOND TIME: Circle the correct time signature.

QUESTION 3 THIRD TIME: Circle the correct time signature.

QUESTION 4 FIRST TIME: An interval will be played both melodically and harmonically. Circle the interval you hear.

QUESTION 4 SECOND TIME: Circle the interval you hear.

QUESTION 4 THIRD TIME: Circle the interval you hear.

QUESTION 5 FIRST TIME: An interval will be played both melodically and harmonically. Circle the interval you hear.

QUESTION 5 SECOND TIME: Circle the interval you hear.

QUESTION 5 THIRD TIME: Circle the interval you hear.

2019-2020 OMTA AURAL AWARENESS LEVELS 9 & 10

This text is provided for emergency use only. Please administer test with CD or MP3.

QUESTION 6 FIRST TIME: An interval will be played both melodically and harmonically. Circle the interval you hear.

QUESTION 6 SECOND TIME: Circle the interval you hear.

QUESTION 6 THIRD TIME: Circle the interval you hear.

QUESTION 7 FIRST TIME: A musical example will be played. Is the musical example Major or minor? Circle the answer.

QUESTION 7 SECOND TIME: Is the musical example Major or minor? Circle the answer.

QUESTION 7 THIRD TIME: Is the musical example Major or minor? Circle the answer.

QUESTION 8 FIRST TIME: A scale will be played. Circle the type of scale you hear.

QUESTION 8 SECOND TIME: Circle the type of scale you hear.

QUESTION 8 THIRD TIME: Circle the type of scale you hear.

QUESTION 9 FIRST TIME: A scale will be played. Circle the type of scale you hear.

QUESTION 9 SECOND TIME: Circle the type of scale you hear.

QUESTION 9 THIRD TIME: Circle the type of scale you hear.

QUESTION 10 FIRST TIME: A scale will be played. Circle the type of scale you hear.

QUESTION 10 SECOND TIME: Circle the type of scale you hear.

QUESTION 10 THIRD TIME: Circle the type of scale you hear.

QUESTION 11 FIRST TIME: A melody will be played. Draw notes under the arrows to complete the melody.

QUESTION 11 SECOND TIME: Draw notes under the arrows to complete the melody.

QUESTION 11 THIRD TIME: Draw notes under the arrows to complete the melody.

2019-2020 OMTA AURAL AWARENESS LEVELS 9 & 10

This text is provided for emergency use only. Please administer test with CD or MP3.


QUESTION 12 FIRST TIME: A musical example will be played. Circle the term that best describes the mood of the music.

QUESTION 12 SECOND TIME: Circle the term that best describes the mood of the music.

QUESTION 12 THIRD TIME: Circle the term that best describes the mood of the music.

You have now completed the Aural Awareness test for Levels 9 and 10.

1. 


2. 

3. 


4. 

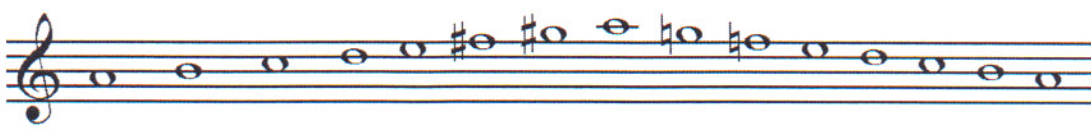
5. 


6. 

7. 

8. 

9. 

10. 

11. 

12. **Agitato** 

2019-2020 OMTA AURAL AWARENESS LEVELS 11 & 12

This text is provided for emergency use only. Please administer test with CD or MP3.

Once the Aural Awareness test begins there can be no questions asked and no talking. Each question will be stated 3 times. When the test is finished please remain seated and follow the directions from the test monitor for dismissal from the room.

QUESTION 1 FIRST TIME: A scale will be played. Circle the type of scale you hear.

QUESTION 1 SECOND TIME: Circle the type of scale you hear.

QUESTION 1 THIRD TIME: Circle the type of scale you hear.

QUESTION 2 FIRST TIME: A scale will be played. Circle the type of scale you hear.

QUESTION 2 SECOND TIME: Circle the type of scale you hear.

QUESTION 2 THIRD TIME: Circle the type of scale you hear.

QUESTION 3 FIRST TIME: A scale will be played. Circle the type of scale you hear.

QUESTION 3 SECOND TIME: Circle the type of scale you hear.

QUESTION 3 THIRD TIME: Circle the type of scale you hear.

QUESTION 4 FIRST TIME: A triad will be played both melodically and harmonically.
Circle the type of triad you hear.

QUESTION 4 SECOND TIME: Circle the type of triad you hear.

QUESTION 4 THIRD TIME: Circle the type of triad you hear.

QUESTION 5 FIRST TIME: A triad will be played both melodically and harmonically.
Circle the type of triad you hear.

QUESTION 5 SECOND TIME: Circle the type of triad you hear.

QUESTION 5 THIRD TIME: Circle the type of triad you hear.

2019-2020 OMTA AURAL AWARENESS LEVELS 11 & 12

This text is provided for emergency use only. Please administer test with CD or MP3.

QUESTION 6 FIRST TIME: An interval will be played both melodically and harmonically. Circle the interval you hear.

QUESTION 6 SECOND TIME: Circle the interval you hear.

QUESTION 6 THIRD TIME: Circle the interval you hear.

QUESTION 7 FIRST TIME: An interval will be played both melodically and harmonically. Circle the interval you hear.

QUESTION 7 SECOND TIME: Circle the interval you hear.

QUESTION 7 THIRD TIME: Circle the interval you hear.

QUESTION 8 FIRST TIME: A cadence will be played. The tonic chord will be played first. Circle the name of the cadence of the last two chords.

QUESTION 8 SECOND TIME: Circle the name of the cadence of the last two chords.

QUESTION 8 THIRD TIME: Circle the name of the cadence of the last two chords.

QUESTION 9 FIRST TIME: A cadence will be played. The tonic chord will be played first. Circle the name of the cadence of the last two chords.

QUESTION 9 SECOND TIME: Circle the name of the cadence of the last two chords.

QUESTION 9 THIRD TIME: Circle the name of the cadence of the last two chords.

QUESTION 10 FIRST TIME: A cadence will be played. The tonic chord will be played first. Circle the name of the cadence of the last two chords.

QUESTION 10 SECOND TIME: Circle the name of the cadence of the last two chords.

QUESTION 10 THIRD TIME: Circle the name of the cadence of the last two chords.

2019-2020 OMTA AURAL AWARENESS LEVELS 11 & 12

This text is provided for emergency use only. Please administer test with CD or MP3.

QUESTION 11 FIRST TIME: A two-measure rhythm pattern will be played. Draw a note or notes under the arrows to complete the pattern.

QUESTION 11 SECOND TIME: Draw a note or notes under the arrows to complete the pattern.

QUESTION 11 THIRD TIME: Draw a note or notes under the arrows to complete the pattern.

QUESTION 12 FIRST TIME: A two measure melody will be played. The first measure is given in the musical example. Draw the melody in the second measure.

QUESTION 12 SECOND TIME: Draw the melody in the second measure.

QUESTION 12 THIRD TIME: Draw the melody in the second measure.

QUESTION 13 FIRST TIME: A two measure melody will be played. There will be three notes that are different in the musical example. Circle the three notes that are different.

QUESTION 13 SECOND TIME: Circle the three notes that are different.

QUESTION 13 THIRD TIME: Circle the three notes that are different.

QUESTION 14 FIRST TIME: A melody in a minor key will be played. Draw notes under the arrows to complete the measures.


QUESTION 14 SECOND TIME: Draw notes under the arrows to complete the measures.

QUESTION 14 THIRD TIME: Draw notes under the arrows to complete the measures.


You have now completed the Aural Awareness Test for Levels 11 and 12.


1. 

2. 

3. 

4. 

5. 

6. 

7. 

8. 

9. 

10. 

11. 

12. 

13. 

14. 