


### 2021 OMTA THEORY LEVEL THREE—VIOLA

Student's Name Key

Teacher's Name \_\_\_\_\_



Written Score	90
Aural Score	10
<b>TOTAL SCORE</b>	<b>100</b>

Write the letter name of each note on the line below.



  B        E        G        C        F        A        E  

Write the notes on the staff. Use whole notes.





## 2021 OMTA THEORY LEVEL THREE—VIOLA

Circle the loudest dynamic marking.

*mf* ***f*** *p* *mp*


Circle the softest dynamic marking.

*f* *mf* *mp* ***p***

Label the intervals as a second (2nd) or third (3rd).



second (2nd)



third (3rd)

Use a word from the word list to complete each sentence.

### WORD LIST

harmonic Interval	crescendo
natural	fermata
down bow	ritardando

A(n) natural cancels a sharp or a flat.

 is the symbol for fermata, which means to hold a note or rest for extra value.


A(n) harmonic interval is the distance between two notes which are played together, creating harmony.

TURN TO THE NEXT PAGE

## 2021 OMTA THEORY LEVEL THREE—VIOLA

Match the terms with the definitions. Write the letter of the correct definition on the blank line.

### TERMS

C crescendo (cresc. )

G key signature

F fermata

A natural

D ritardando (rit.)

B half step

I root

J whole step

H *mp*

E *mf*

### DEFINITIONS

- A. Cancels a sharp or a flat
- B. The closest distance between two notes
- C. To play gradually louder
- D. To play gradually slower
- E. Mezzo forte, medium or moderately loud
- F. To hold a note or rest for extra value
- G. Sharps or flats in a specific order and pattern after a clef sign
- H. Mezzo piano, medium or moderately soft
- I. The note in any chord that gives the chord its name
- J. Equal to two half steps

## 2021 OMTA THEORY LEVEL THREE—VIOLA

Use the music example below to answer the following questions. The measures are numbered. Circle the correct answer or fill in the blank for each question.

The musical notation shows a four-measure phrase in 3/4 time, key of D major. Measure 1: Quarter note D4, dynamic *p*, up-bow sign above. Measure 2: Triplet of eighth notes (E4, F4, G4). Measure 3: Slur over quarter notes D4 and E4, up-bow sign above D4. Measure 4: Quarter notes F4, G4, A4, ending with a repeat sign circled in red.

What is the sign above the first note in measure 1?

Up bow

Down bow

The time signature for this melody indicates there are 3 beats in each measure.

What is the definition of the dynamic marking below measure 1?

Loud

Soft

Medium loud

Medium soft

How should the notes in measures 2 be played?

Legato

Staccato

What is the sign above the first note in measure 3?

Up bow

Down bow

What is the curved line under measures 3 and 4?

Slur

Tie

What is the meaning of the sign circled in measure 4?

The end

Play again

★ Aural Test = 1 point each question

**2021 OMTA AURAL AWARENESS LEVELS 3 & 4**

Aural Score

Student's Name Key

1. Same

Different

2. Staccato

Legato

3. Higher

Lower

4. Piano, *p*

Forte, *f*

5. Legato

Staccato

6. High

Low

7. Higher

Lower

8. Second

Third

9. Gradually louder

Gradually softer

10. Higher

Lower