

★ Written Test = 2 points each question

2021 OMTA THEORY LEVEL EIGHT—VIOLA

Student's Name Key

Written Score	90
Aural Score	10
TOTAL SCORE	100

Teacher's Name _____

Write the letter name of each note on the line below. Do not use enharmonic spellings. Use accidentals as needed.

C^b C[#]

G[#] B^b


Draw an enharmonic note next to the note given using whole notes. Use accidentals as needed.

Draw one rest under the arrow to complete one measure in the given time signatures.


Draw one note under the arrow to complete one measure in the given time signatures.

2021 OMTA THEORY LEVEL EIGHT—VIOLA

Label the minor key signatures.




g minor
(G)




f# minor
(F#)

Label the Major key signatures.



E^b Major
(e^b)




E Major
(e)

Write the name of the tonic note of each scale and circle whether the scale is Major, natural minor, or melodic minor.



Tonic: A Major
(a) natural minor
harmonic minor
melodic minor




Tonic: C Major
natural minor
harmonic minor
melodic minor


TURN TO THE NEXT PAGE

2021 OMTA THEORY LEVEL EIGHT—VIOLA

Draw the scales one octave ascending and descending using whole notes. Use accidentals as needed in both directions. Do not use a key signature.




f# harmonic minor




E Major


On the blank line, write the root of the triads and circle whether the triads are Major or minor.



D Major
(d) minor




G Major
(G) minor




f Major
(F) minor

Draw the triads in root position using whole notes. Use accidentals as needed.



A Major




c# minor




E Major

2021 OMTA THEORY LEVEL EIGHT—VIOLA


Circle the correct answer.



Major 6th
minor 6th
 Perfect 5th

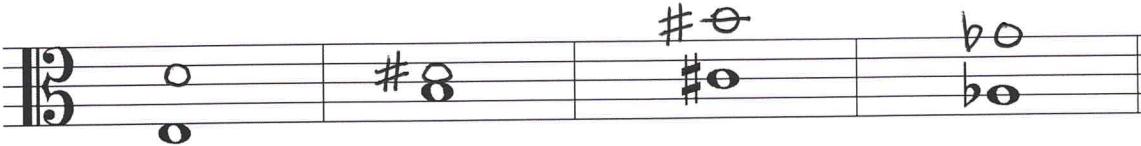


Major 7th
minor 7th
 minor 6th



Major 3rd
 minor 3rd
Perfect 4th

Draw the interval above each note using a whole note. Use accidentals as needed.



minor 6th

Major 3rd

Major 7th

minor 7th

Match the terms with the definitions. Write the letter of the correct definition on the blank line.

TERMS

- F non troppo
C subito
H tranquillo
G perfect intervals
B sempre
D semplice
A meno mosso
E più mosso

DEFINITIONS

- A. Less motion, slower
 B. Always
 C. Suddenly
 D. To play simply
 E. More motion, faster
 F. Not too much
 G. Unison, 4th, 5th, and octave
 H. Tranquil, in a quiet style

TURN TO THE NEXT PAGE

2021 OMTA THEORY LEVEL EIGHT—VIOLA

Use the music example below to answer the following questions. The measures are numbered. Circle the correct answer or fill in the blank for each question.

Moderato

The musical score shows four measures in bass clef with a key signature of one flat (B-flat). Measure 1 starts with a mezzo-forte (*mf*) dynamic and the instruction *leggiero*. The tempo marking **Moderato** is above the staff. Measure 2 continues with *mf*. Measure 3 features a crescendo leading to a forte (*f*) dynamic, with a sharp sign (#) above the note in the third measure. Measure 4 continues with *f*. The interval between the last two notes in measure 4 is circled.

The music example is in the key of g minor. Include Major or minor in the answer.
(G)

What is the meaning of *Moderato* in measure 1?

Sweetly

A medium or moderate tempo, faster than andante

Lightly at a medium tempo

What is the meaning of *leggiero*?

In a singing style

Broadening or slowing

Light

What should be the time signature for this piece?

$\frac{6}{8}$

$\frac{3}{4}$

$\frac{4}{4}$

The F# in measure 3 is which degree of the scale?

Fifth

Sixth

Seventh

What is the interval circled in measure 4?

Perfect 4th

Perfect 5th

minor 6th

END OF WRITTEN EXAM

☆ Aural Test = 1 point each question

2021 OMTA AURAL AWARENESS LEVELS 7 & 8

Aural Score

Student's Name _____

1. natural minor harmonic minor melodic minor

2. natural minor harmonic minor melodic minor

3. Presto Lento Moderato

4. $\frac{3}{4}$ $\frac{4}{4}$ $\frac{6}{8}$

5. Perfect 4th Perfect 5th Major 6th

6.

7. Major minor

8.

9.

10. Interval 1 Interval 2

END OF AURAL AWARENESS TEST