

# 2017-2018 OMTA THEORY LEVEL ONE

Student's Name \_\_\_\_\_


Teacher's Name \_\_\_\_\_

Written Score \_\_\_\_\_

Aural Score \_\_\_\_\_

**TOTAL SCORE** \_\_\_\_\_

1. Write the letter name of each note on the line below.

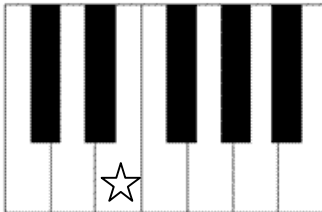


\_\_\_\_\_

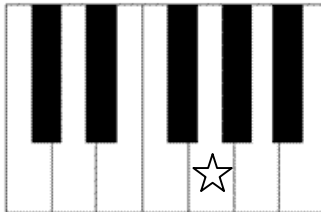


\_\_\_\_\_

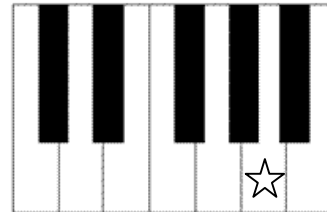
2. Write the name of the note marked on the keyboard.



\_\_\_\_\_



\_\_\_\_\_



\_\_\_\_\_

3. Draw a line from the note to its name.



half note



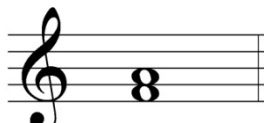
quarter note

4. The time signature 2/4 tells us there are \_\_\_\_\_ beats in each measure and the quarter note receives \_\_\_\_\_ beat.

5. Tell whether these notes are a step or a skip.



\_\_\_\_\_




\_\_\_\_\_

6. Match the **terms** with the **definitions**. Write the number on the blank line.

**TERMS**

**DEFINITIONS**



1. five lines and four spaces

\_\_\_\_\_ legato

2. play short and crisp, detached



3. treble clef, also known as G clef

\_\_\_\_\_ staff

4. play smoothly and connected

\_\_\_\_\_ staccato

5. bass clef, also known as F clef

**2017-2018 OMTA Aural Awareness Levels 1-2**

Student's Name \_\_\_\_\_

- |     |                  |                  |
|-----|------------------|------------------|
| 1.  | High             | Low              |
| 2.  | Loud             | Soft             |
| 3.  | Same             | Different        |
| 4.  | Higher           | Lower            |
| 5.  | Higher           | Lower            |
| 6.  | Going higher     | Going lower      |
| 7.  | Going higher     | Going lower      |
| 8.  | Legato           | Staccato         |
| 9.  | Legato           | Staccato         |
| 10. | Gradually louder | Gradually softer |