

2022 OMTA THEORY LEVEL ONE—PIANO

Student's Name _____

Written Score	
Aural Score	
TOTAL SCORE	

Teacher's Name _____

Write the letter name of each note on the line below.

Complete the music alphabet.

A B _____ D _____ F G

TURN TO THE NEXT PAGE

2022 OMTA THEORY LEVEL ONE—PIANO

Draw a line from each note to its name.



Whole note



Half note



Quarter note

In the time signature $\frac{3}{4}$, there are _____ beats in each measure.

In the time signature $\frac{4}{4}$, there are _____ beats in each measure.


In the time signature $\frac{2}{4}$, there are _____ beats in each measure.


The 4 on the bottom of the time signatures $\frac{2}{4}$, $\frac{3}{4}$, and $\frac{4}{4}$ tells us that the quarter note receives _____ beat(s).


TURN TO THE NEXT PAGE

2022 OMTA THEORY LEVEL ONE—PIANO

Do these notes step or skip?

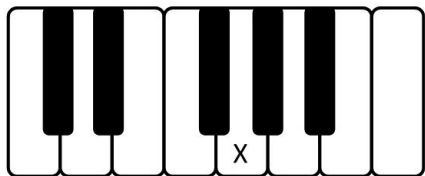


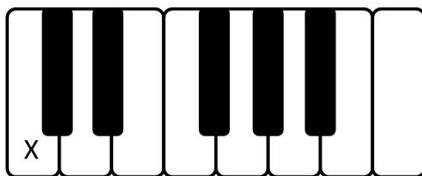


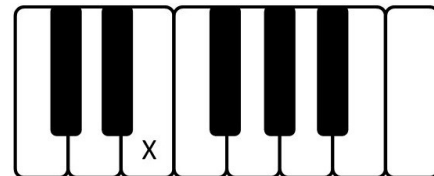


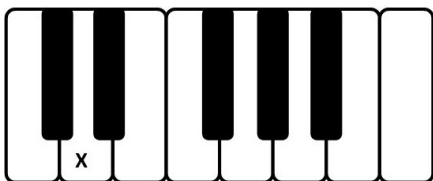


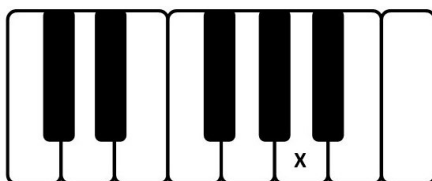
On the line below, write the letter name of the key marked on the keyboard.

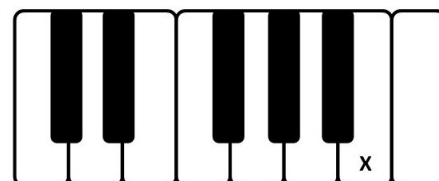












TURN TO THE NEXT PAGE

2022 OMTA THEORY LEVEL ONE—PIANO

Match the terms with the definitions. Write the letter of the correct definition on the blank line.

TERMS

_____ *p*

_____ repeat sign

_____ 

_____ step

_____ bar line

_____ skip

_____ 

_____ slur

_____ *f*

_____ dynamics

_____ measure

_____ double bar line

DEFINITIONS

A. A line dividing the staff into measures

B. The space between two bar lines

C. Bass clef, also known as F clef

D. Piano, soft

E. Two bar lines close together indicating the end of a piece of music

F. How loudly or softly to play music

G. From a line to a space, or a space to a line on the staff

H. Forte, loud

I. A curved line over or under a note which means to play legato

J. Two bar lines close together with two dots that means “play again”

K. Treble clef, also known as G clef

L. From a line to a line or a space to a space on the staff

TURN TO THE NEXT PAGE

2022 OMTA AURAL AWARENESS LEVELS 1 & 2

Aural Score

Student's Name _____

- | | |
|--------------------|-----------------|
| 1. High | Low |
| 2. Forte, <i>f</i> | Piano, <i>p</i> |
| 3. Same | Different |
| 4. Higher | Lower |
| 5. Legato | Staccato |
| 6. Going higher | Going lower |
| 7. Higher | Lower |
| 8. Legato | Staccato |
| 9. Higher | Lower |
| 10. Higher | Lower |

END OF AURAL AWARENESS EXAM