

\*Written Test - Each question is worth two points.

## 2022 OMTA THEORY LEVEL FIVE—PIANO

Student's Name \_\_\_\_\_

Written Score	90
Aural Score	10
<b>TOTAL SCORE</b>	<b>100</b>

Teacher's Name \_\_\_\_\_

Write the letter name of each note on the line below. Use accidentals as needed.

A

E<sub>b</sub>

D<sub>#</sub>

C<sub>#</sub>

Draw the notes on the staff. Use whole notes. Use accidentals as needed.

E

A<sub>b</sub>

B



F<sub>#</sub>

Draw one note under the arrow to complete one measure in the given time signatures.

TURN TO THE NEXT PAGE


## 2022 OMTA THEORY LEVEL FIVE—PIANO


Draw one rest under the arrow to complete one measure in the given time signatures.





On the lines below, write the correct time value of each note(s) or rest(s) in  $\frac{4}{4}$  time.


### NOTES AND RESTS

 1/2 beat

 1 1/2 beats

 3 beats

 1 beat

 2 beats

### TIME VALUE LIST

1/2 beat

1 beat

1 1/2 beats

2 beats

3 beats

4 beats



Which minor key signature has one sharp? Circle the correct answer.

a minor

e minor

d minor



Which Major key signature has one flat? Circle the correct answer.

G Major

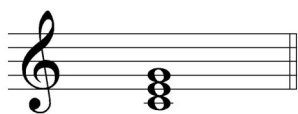
E Major

F Major


TURN TO THE NEXT PAGE

## 2022 OMTA THEORY LEVEL FIVE—PIANO

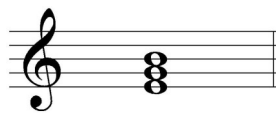
On the blank line, write the root of the triads and circle whether the triads are Major or minor.



C  Major  
\_\_\_\_\_  minor



G  Major  
\_\_\_\_\_  minor

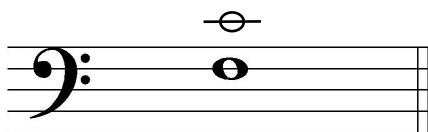


e  Major  
\_\_\_\_\_  minor

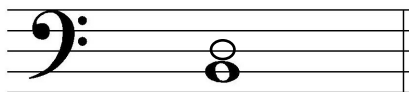


d  Major  
\_\_\_\_\_  minor

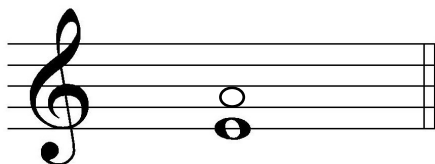
Draw the interval above each note using a whole note. Use accidentals as needed.



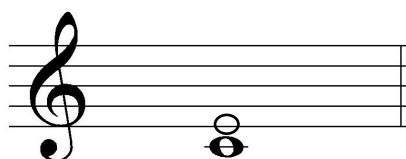
5th



minor 3rd



4th




Major 3rd


Draw the key signatures.




G Major



F Major



d minor



e minor

TURN TO THE NEXT PAGE

## 2022 OMTA THEORY LEVEL FIVE—PIANO

Which scale degree is raised in the harmonic minor scale? Circle the correct answer.

Third

Fifth

Seventh

Draw the d harmonic minor scale one octave going up, one note above each arrow. Use whole notes. Use accidentals as needed. Do not use a key signature.

Match the terms with the definitions. Write the letter of the correct definition on the blank line.

### TERMS

     D D.S. al Fine

     A coda

     B a tempo

     F harmonic minor scale

     E accelerando (accel.)

     C melodic minor scale

### DEFINITIONS

A. A section or passage added to the end of a music composition

B. Return to the original tempo after a ritardando or an accelerando

C. A natural minor scale with a raised sixth and seventh scale degree ascending and lowered sixth and seventh degree descending

D. Return to the sign and play to the Fine

E. To play gradually faster

F. A natural minor scale with a raised seventh scale degree, ascending and descending

TURN TO THE NEXT PAGE

## 2022 OMTA THEORY LEVEL FIVE—PIANO

Use the music example below to answer the following questions. The measures are numbered. Circle the correct answer for each question.

**Allegro**

The music example shows a piano piece in G major, 2/4 time, marked **Allegro**. The score consists of four measures. Measure 1 begins with a forte (*ff*) dynamic. Measure 2 includes an *accel.* marking and a circled interval between the first two notes. Measure 3 features a fermata over the final note. Measure 4 also has a fermata over the final note. The bass line provides harmonic support with chords and single notes.

What is the time signature for the music example?

2/4

3/4

4/4

What is the meaning of the tempo marking above measure 1?

Walking tempo

A medium or moderate tempo

A quick, fast tempo

What is the meaning of the dynamic marking in measure 1?

Medium soft

Medium loud

Very loud

What is the interval circled in measure 2?

Major 2nd

minor 3rd

4th

What is the name of the symbol above measure four?

Accent

Fermata

Slur

END OF WRITTEN EXAM

\*Aural Test - Each question is worth one point.


## 2022 OMTA AURAL AWARENESS LEVELS 5 & 6

Aural Score


10

Student's Name \_\_\_\_\_

1.



2.



3. Andante

Allegro

4. Parallel motion

Contrary motion

5. 4th

3rd

6.



Same Different


7. Crescendo

Diminuendo

8. Accelerando

Ritardando

9.



10.



END OF AURAL AWARENESS TEST