


2022 OMTA THEORY LEVEL NINE—PIANO


Student's Name _____

Written Score	
Aural Score	
TOTAL SCORE	



Teacher's Name _____

Write the letter name of each note on the line below. Use accidentals as needed.





Draw an enharmonic note next to the note given using whole notes. Use accidentals as needed.



Draw the correct answer in the box.

32nd Note



32nd Rest



Draw one note under the arrow to complete one measure in the given time signatures.



TURN TO THE NEXT PAGE

2022 OMTA THEORY LEVEL NINE—PIANO

Circle the correct time signature for each music example.








Draw the key signatures.



B Major



b \flat minor




This is the key signature for _____ Major and for _____ minor.



This is the key signature for _____ Major and for _____ minor.

Draw the scales one octave ascending and descending using whole notes. Use accidentals as needed in both directions. Do not use a key signature.



E Major

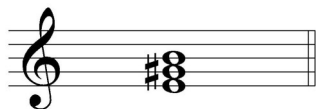


b \flat melodic minor

TURN TO THE NEXT PAGE

2022 OMTA THEORY LEVEL NINE—PIANO

In the key of B Major, are the following triads Tonic, Subdominant, or Dominant? Circle the correct answer.




Tonic
Subdominant
Dominant




Tonic
Subdominant
Dominant


Draw the triads using whole notes. Use accidentals as needed.



E Major second inversion




f minor first inversion



c# minor root position

Write the name of the tonic note of each scale and circle whether the scale is Major, natural minor, harmonic minor, or melodic minor.



Major

Tonic: _____ natural minor
harmonic minor



Major

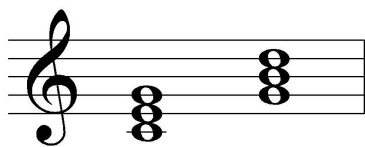
Tonic: _____ natural minor
harmonic minor
melodic minor

TURN TO THE NEXT PAGE

2022 OMTA THEORY LEVEL NINE—PIANO


Draw the Tonic and the Dominant triads in root position using whole notes. Use accidentals as needed.

EXAMPLE: C Major




I V

E Major



I V

c minor



i V

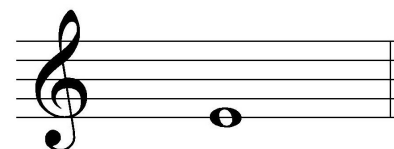
Draw the interval above each note using a whole note. Use accidentals as needed.



Major 6th



Perfect 4th



minor 2nd

Match the terms with the definitions. Write the letter on the blank line.

TERMS

- _____ ostinato
- _____ tenuto (ten.)
- _____ affetuoso
- _____ grazioso
- _____ vivace
- _____ sostenuto (sost.)
- _____ simile
- _____ sequence
- _____ martellato
- _____ tranquillo
- _____ rubato

DEFINITIONS

- A. Tender, warm
- B. A clearly defined melodic/rhythmic pattern that is repeated persistently throughout a composition
- C. Hammered
- D. In a similar manner
- E. Lively, quick, faster than allegro, slower than presto
- F. Expressive variation of tempo
- G. Held for the full duration of the note value, emphasized
- H. Gracefully
- I. Sustained
- J. Tranquil, in a quiet style
- K. The repetition of melodic or harmonic material at a higher or lower pitch

TURN TO THE NEXT PAGE

2022 OMTA THEORY LEVEL NINE—PIANO

Use the music example below to answer the following questions. The measures are numbered. Circle the correct answer or fill in the blank for each question.

Vivace

The musical score is in 3/8 time. The right hand (R.H.) plays a melody in the treble clef, and the left hand (L.H.) plays a bass line in the bass clef. The key signature has three sharps (F#, C#, G#). The tempo is marked 'Vivace' and the dynamics are marked 'mp'. The first measure is marked '1' and contains the instruction 'R.H. sempre legato'. The second measure is marked '2'. The third measure is marked '3'. The fourth measure is marked '4' and contains a circled interval between the second and third notes. The bass line consists of a repeating eighth-note pattern.

The above example is in the key of _____. Include Major or minor in the answer.

What is the meaning of the *sempre legato* in measure 1?

Play smoothly and light

Play smoothly with expression

Always play smoothly

What should be the time signature for this piece?

$\frac{6}{8}$

$\frac{3}{4}$

$\frac{3}{8}$

The note pattern in the bass is an example of _____.

Ostinato

Sequence

Martellato

What is the interval circled in measure 4?

minor 3rd

Perfect 4th

Major 3rd

Which form of the minor scale does the right-hand melody use?

Natural Minor

Melodic Minor

Harmonic Minor

END OF WRITTEN EXAM

2022 OMTA AURAL AWARENESS LEVELS 9 & 10


Aural Score

Student's Name _____

1.



2.



3.

 $\frac{4}{4}$
 $\frac{9}{8}$
 $\frac{2}{4}$

4.

Major 2nd

minor 3rd

Augmented 4th

5.

minor 6th

Major 7th

minor 7th

6.

minor 7th

Major 6th

Octave

7.

Major

minor

8.

Major

natural minor

harmonic minor

melodic minor

9.

Major

natural minor

harmonic minor

melodic minor

10.



END OF AURAL AWARENESS TEST