

# OMTA THEORY LEVEL FOUR—CLARINET

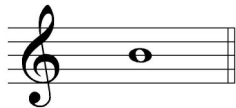
Student's Name \_\_\_\_\_

Teacher's Name \_\_\_\_\_

Written Score	
Aural Score	
<b>TOTAL SCORE</b>	

## Notation of Pitch


Write the letter name of each note on the line below.



\_\_\_\_\_



\_\_\_\_\_




\_\_\_\_\_

Draw the symbol in the box.

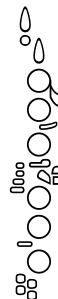

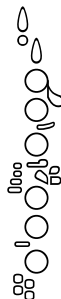

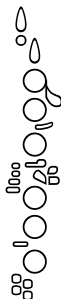

Flat sign



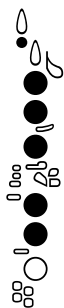
Sharp sign



Identify the following notes. Below the staff fill in the fingering on the flute diagrams.



Identify the note name from the fingering diagrams.



\_\_\_\_\_



\_\_\_\_\_




\_\_\_\_\_

# OMTA THEORY LEVEL FOUR—CLARINET


## Notation of Rhythm

Draw the symbol in the box.

Dotted-Quarter Note



Eighth Rest



The time signature  $\frac{2}{4}$  tells us there are \_\_\_\_\_ beats in each measure.

The time signature  $\frac{2}{4}$  tells us the quarter note receives \_\_\_\_\_ beat(s).

Draw bar lines in the example. Include a double bar line.



## Key Signatures

Identify the following key signatures.



\_\_\_\_\_



\_\_\_\_\_

## OMTA THEORY LEVEL FOUR—CLARINET

### Scales

Circle the correct pattern of whole steps and half steps used in a Major scale.

WHWWHWW


WWHWWWH

HWWWHWW

Identify the Major scales. Use Major in the answer.




\_\_\_\_\_




\_\_\_\_\_

### Harmonic Study

Identify the Major arpeggios.



\_\_\_\_\_



\_\_\_\_\_

### Intervals

Identify the intervals as **second**, **third** or **fourth**.

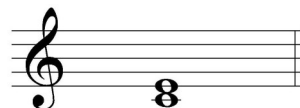


\_\_\_\_\_



\_\_\_\_\_

Identify the intervals as **harmonic** or **melodic**.



\_\_\_\_\_



\_\_\_\_\_

TURN TO THE NEXT PAGE

## OMTA THEORY LEVEL FOUR—CLARINET

### Terminology

Match the symbols with the definitions. Write the letter on the blank line.

#### TERMS

\_\_\_\_\_ 

\_\_\_\_\_ 

\_\_\_\_\_ 

\_\_\_\_\_ *8<sup>va</sup>*

\_\_\_\_\_ 

#### DEFINITIONS

- A. Fermata—to hold a note or rest
- B. When written above notes, it means to play the notes an octave higher. When written below notes, it means to play the notes an octave lower.
- C. Crescendo—gradually louder
- D. Accent—a note that is played louder than notes around it
- E. Cancels a sharp or flat
- F. Slur—two or more notes of different pitch played on one breath with only the first note tongued

Use a word from the word list to complete each sentence.

Andante	D. C.	Moderato
Chromatic Scale	Embouchure	Tie

A \_\_\_\_\_ is a curved line connecting two notes of the same pitch lengthening the value of the first note.

An \_\_\_\_\_ is the formation of the mouth shape needed to produce the sound on a flute or clarinet.

\_\_\_\_\_ is Da Capo, from the beginning.

\_\_\_\_\_ means to play at a “walking tempo.”

A \_\_\_\_\_ is a twelve note scale composed entirely of half steps.

TURN TO THE NEXT PAGE

## OMTA THEORY LEVEL FOUR—CLARINET

### Musical Example

Use the music example to answer the questions below. **The measures are numbered.**

#### Moderato

The musical example shows a melody in 4/4 time, key of D major. The melody consists of four measures. Measure 1 starts with a dynamic marking *f* and contains a circled interval between two notes. Measure 2 has three arrows pointing down to notes. Measure 3 has a breath mark above a note. Measure 4 ends with a note. The tempo is marked *Moderato*.

The time signature of this melody tells us there are \_\_\_\_\_ beats in the measure.

What key is the music example written in? Circle the answer.

C Major

F Major

G Major

How should the notes be played under the arrows in measure three? Circle the answer.

Staccato

Legato

What does the dynamic marking mean in measure one? Circle the answer.

Soft

Loud

What is the interval circled in measure one? Circle the answer.

Second

Third

In what measure is the breath mark? Circle the answer.

One

Two

Three

Four

END OF WRITTEN EXAM

**OMTA AURAL AWARENESS LEVEL 3 & 4**

Aural Score

Student's Name \_\_\_\_\_

- |                     |                  |
|---------------------|------------------|
| 1. Same             | Different        |
| 2. Staccato         | Legato           |
| 3. Higher           | Lower            |
| 4. Piano, <i>p</i>  | Forte, <i>f</i>  |
| 5. Legato           | Staccato         |
| 6. High             | Low              |
| 7. Higher           | Lower            |
| 8. Second           | Third            |
| 9. Gradually louder | Gradually softer |
| 10. Higher          | Lower            |

END OF AURAL AWARENESS EXAM