

# OMTA THEORY LEVEL FOUR—VIOLIN

Student's Name \_\_\_\_\_

Written Score	
Aural Score	
<b>TOTAL SCORE</b>	

Teacher's Name \_\_\_\_\_

Write the letter name of each note on the line below. Use accidentals as needed.




\_\_\_\_\_


Draw the notes on the staff. Use whole notes.




G



D



F



B

Draw the correct answer in the box.

Sharp sign

Natural sign

Whole rest

Dotted quarter note

Dotted half note

Half rest


Single eighth note

Accent


TURN TO THE NEXT PAGE

## OMTA THEORY LEVEL FOUR—VIOLIN

Draw the Major key signatures.



G Major




F Major

Draw the triads. Use whole notes.



F Major



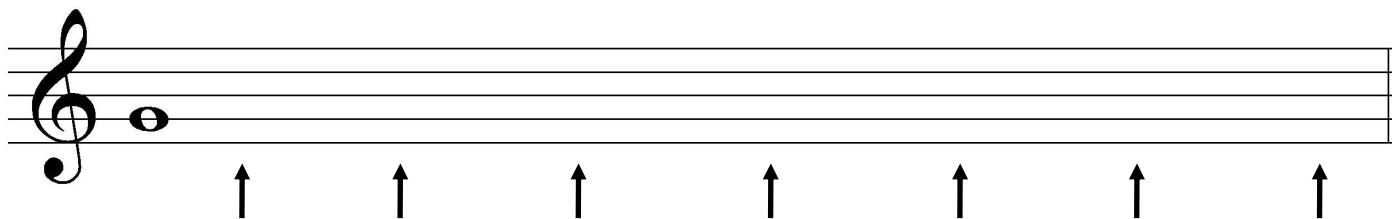
C Major

Write the pattern of whole steps and half steps used in a Major scale.

Write W for whole step and H for half step.

\_\_\_\_\_


Draw a Major scale one octave going up starting with the note provided. Draw one whole note on the staff above each arrow. Use accidentals as needed. Do not use a key signature.




TURN TO THE NEXT PAGE

## OMTA THEORY LEVEL FOUR—VIOLIN

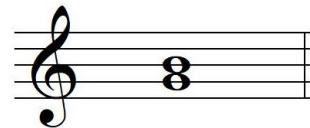
Label the intervals. Use 2nd, 3rd, or 4th.



\_\_\_\_\_




\_\_\_\_\_




\_\_\_\_\_

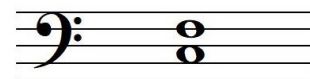
Label the intervals as harmonic or melodic.



\_\_\_\_\_



\_\_\_\_\_



\_\_\_\_\_

Match the terms with the definitions. Write the letter of the correct definition on the blank line.

### TERMS

- \_\_\_\_\_ D. C. al fine
- \_\_\_\_\_ andante
- \_\_\_\_\_ tie
- \_\_\_\_\_ parallel motion
- \_\_\_\_\_ accent
- \_\_\_\_\_ melodic interval
- \_\_\_\_\_ allegro
- \_\_\_\_\_ harmonic interval

### DEFINITIONS

- A. A walking tempo
- B. Music moving in the same direction
- C. Return to the beginning and play to fine
- D. A quick, fast tempo
- E. A note that is played louder than the notes around it
- F. The distance between two notes which are played together, creating “harmony”
- G. The distance between two notes which are played separately, creating a “melody”
- H. Two notes of the same pitch that are joined together by a curved line; to hold the note for the combined value of both notes

TURN TO THE NEXT PAGE

## OMTA THEORY LEVEL FOUR—VIOLIN

Use the music example below to answer the following questions. The measures are numbered. Circle the correct answer or fill in the blank for each question.

**Andante**

The music example is in the key of \_\_\_\_\_ Major.

What is the meaning of the tempo marking?

A walking tempo      A quick, fast tempo      A medium or moderate tempo

What is the meaning of the dynamic marking below measure 1?

Medium soft      Soft      Medium loud

What is the interval circled in measure 2?

2nd      3rd      4th

What is the sign under measure 3?

Crescendo      Diminuendo

What is the symbol over the notes in measure 1?

Slur      Tie      Ritard

What is the sign over the note in measure 4?

Tie      Fermata      Slur

END OF WRITTEN EXAM

**OMTA AURAL AWARENESS LEVELS 3 & 4**

Aural Score

Student's Name \_\_\_\_\_

1. Same Different

2. Staccato Legato

3. Higher Lower

4. Piano, *p* Forte, *f*

5. Legato Staccato

6. High Low

7. Higher Lower

8. Second Third

9. Gradually louder Gradually softer

10. Higher Lower

END OF AURAL AWARENESS EXAM