

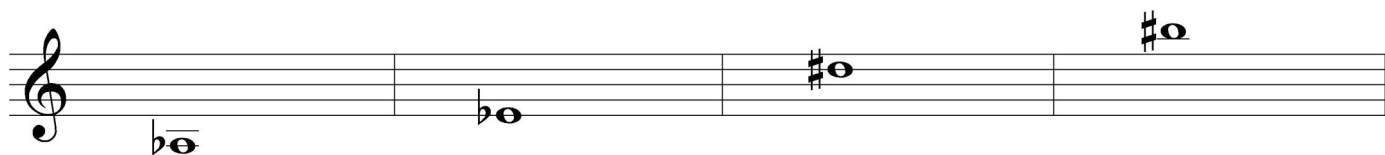
OMTA THEORY LEVEL FIVE—VIOLIN

Student's Name _____

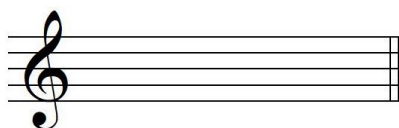
Written Score	
Aural Score	
TOTAL SCORE	

Teacher's Name _____

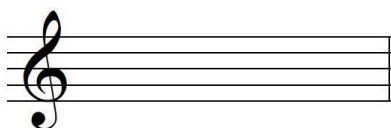
Write the letter name of each note on the line below. Use accidentals as needed.



Draw the notes on the staff. Use whole notes. Use accidentals as needed.




D#



A#

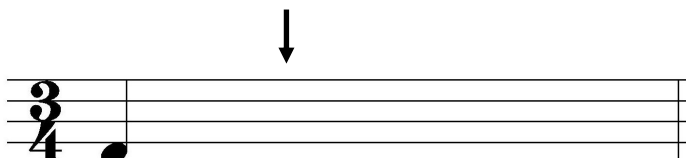



Gb



F


Draw one note under the arrow to complete one measure in the given time signatures.



TURN TO THE



OMTA THEORY LEVEL FIVE—VIOLIN

Draw one rest under the arrow to complete one measure in the given time signatures.



On the lines below, write the correct time value of each note(s) or rest in $\frac{4}{4}$ time.

NOTES AND RESTS



TIME VALUE LIST

$\frac{1}{2}$ beat

1 beat

1 $\frac{1}{2}$ beats

2 beats

3 beats

4 beats



Which Major key signature has one sharp? Circle the correct answer.

C Major

F Major

G Major



Which minor key signature has one flat? Circle the correct answer.

d minor

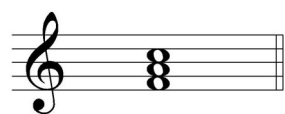
a minor

e minor

TURN TO THE NEXT PAGE

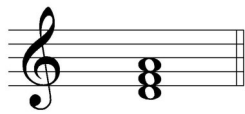
OMTA THEORY LEVEL FIVE—VIOLIN

On the blank line, write the root of the triads and circle whether the triads are Major or minor.



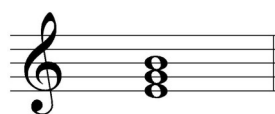
Major

_____ minor



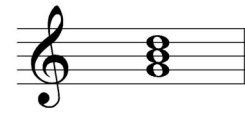
Major

_____ minor



Major


_____ minor



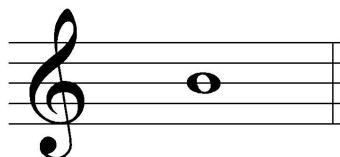
Major

_____ minor

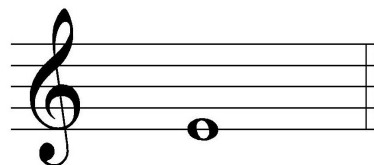
Draw the interval above each note using a whole note. Use accidentals as needed.




4th



Major 3rd




Major 2nd




5th


Draw the key signatures.




G Major



F Major



d minor



a minor

TURN TO THE NEXT PAGE

OMTA THEORY LEVEL FIVE—VIOLIN

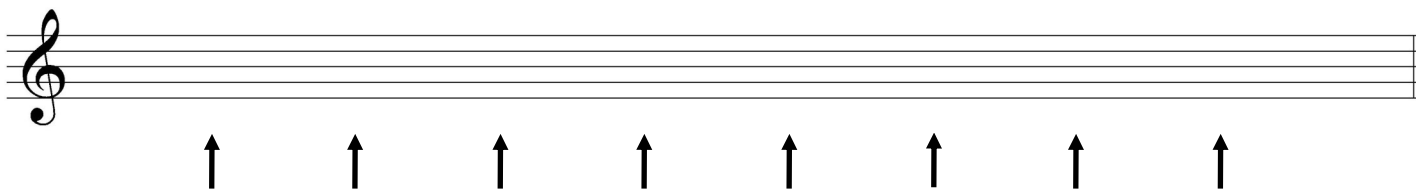
Which scale degree is raised in the harmonic minor scale? Circle the correct answer.

Third

Fifth

Seventh

Draw the e harmonic minor scale one octave going up, one note above each arrow. Use whole notes. Use accidentals as needed. Do not use a key signature.



Match the terms with the definitions. Write the letter of the correct definition on the blank line.

TERMS

- _____ D. S.
- _____ allegretto
- _____ a tempo
- _____ harmonic minor scale
- _____ fortissimo
- _____ melodic minor scale

DEFINITIONS

- A. A tempo slower than allegro and faster than moderato
- B. Return to the original tempo after a ritardando or an accelerando
- C. A natural minor scale with a raised sixth and seventh scale degree ascending and lowered sixth and seventh degree descending
- D. From the sign
- E. Very loud
- F. A natural minor scale with a raised seventh scale degree, ascending and descending

TURN TO THE NEXT PAGE

OMTA THEORY LEVEL FIVE—VIOLIN

Use the music example below to answer the following questions. The measures are numbered. Circle the correct answer for each question.

Allegretto

The music example shows a single staff in treble clef with a key signature of one sharp (F#). The tempo is marked **Allegretto** and the dynamic is **ff**. The piece consists of 8 measures. Measure 1 contains a half note G4. Measure 2 contains quarter notes G4, A4, B4, and C5. Measure 3 contains quarter notes G4, A4, B4, and C5, with a slur over the last three notes. Measure 4 contains quarter notes G4, A4, B4, and C5, with a slur over the last three notes. Measure 5 contains quarter notes G4, A4, B4, and C5. Measure 6 contains quarter notes G4, A4, B4, and C5. Measure 7 contains quarter notes G4, A4, B4, and C5. Measure 8 contains quarter notes G4, A4, B4, and C5, with an accent mark (>) over the final note. The time signature is 2/4. The piece ends with an accent mark (>) over the final note.

What is the time signature for the music example?

$\frac{2}{4}$

$\frac{3}{4}$

$\frac{4}{4}$

What is the meaning of the tempo marking?

Walking tempo

Slower than allegro and faster than moderato

What is the meaning of the dynamic marking in measure 1?

Medium soft

Medium loud

Very loud

What is the interval circled in measure 3?

Major 2nd

minor 3rd

4th

What is the curved line in measure 3?

Slur

Tie


Accent

END OF WRITTEN EXAM

OMTA AURAL AWARENESS LEVELS 5 & 6

Aural Score

Student's Name _____



3. Andante Allegro

4. Parallel motion Contrary motion

5. 3rd 4th



Same Different

7. Crescendo Diminuendo

8. Accelerando Ritardando



END OF AURAL AWARENESS TEST