

OMTA THEORY LEVEL SEVEN—CLARINET

Student's Name _____

Teacher's Name _____


Written Score	
Aural Score	
TOTAL SCORE	

Notation of Pitch

Write the letter name of each note on the line below.



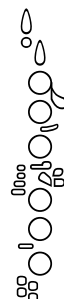

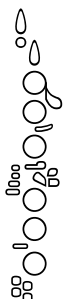
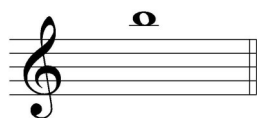




Draw the enharmonic note in the measure. Use whole notes. Use accidentals as needed.



Identify the following notes. Below the staff fill in the fingering on the clarinet diagrams.



Identify the note name from the fingering diagrams.






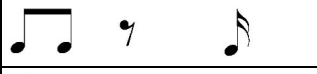






TURN TO THE NEXT PAGE

OMTA THEORY LEVEL SEVEN—CLARINET


Notation of Rhythm

Each measure below is incomplete. Circle the correct rhythm that completes the measure.


$\frac{3}{4}$ 	
$\frac{2}{4}$ 	
$\frac{6}{8}$ 	
$\frac{4}{4}$ 	

Draw the rhythms in the box.

Dotted quarter rest



One sixteenth note



Key Signatures

Identify the following Major key signatures. **Use Major in the answer.**




_____ minor




_____ Major

Draw the key signatures.



D Major




f minor

TURN TO THE NEXT PAGE


OMTA THEORY LEVEL SEVEN—CLARINET

Scales

Draw the scales on octave **ascending** and **descending**. Use **whole notes**. Use accidentals as needed in both directions. Do not use a key signature.



A Major




c harmonic minor

Harmonic Study


Identify the triad. Circle **Major** or **minor**.



_____ Major minor




_____ Major minor




_____ Major minor

Draw the arpeggios in root position.



f# minor



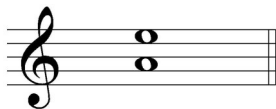
Ab Major

TURN TO THE NEXT PAGE

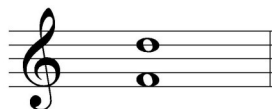
OMTA THEORY LEVEL SEVEN—CLARINET

Intervals

Identify the interval. Circle the answer.




Perfect 5th Perfect 4th

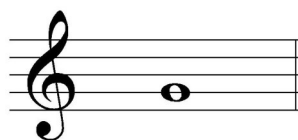


minor 6th Major 6th

Draw the interval **above** the note. **Use whole notes.** Use accidentals as needed.



Perfect 4th



minor 3rd

Terminology

Match the **terms** with the **definitions**. Write the letter on the blank line.

TERMS

- _____ subito
- _____ espressivo
- _____ cantabile
- _____ harmonics
- _____ tranquillo
- _____ enharmonic
- _____ dolce
- _____ giocoso

DEFINITIONS

- A. In a singing style
- B. Notes overblown at the octave, 12th, etc.
- C. Notes spelled differently but sound the same
- D. With expression
- E. Sweetly
- F. Suddenly
- G. Happy or joyful
- H. Tranquil, in a quite style.

Write the following tempo markings from **slowest** to **fastest**:
Allegro, Lento, Presto, Adagio, Allegretto, Moderato, Andante

TURN TO THE NEXT PAGE

OMTA THEORY LEVEL SEVEN—CLARINET

Use the music example to answer the questions below. **The measures are numbered.**

Moderato maestoso

The example is in the key of _____? Include Major or minor in the answer.

What does the tempo marking mean? Circle the answer.

Moderate tempo, with motion

Moderate tempo, in a majestic style

What is the interval circled in measure one? Circle the answer.

Perfect 4th

Major 6th

Perfect 5th

minor 6th

What does the symbol mean on the first note of measure one, two, and three? Circle the answer.

Staccato

Legato

Accent

What scale degree is the note in measure four? Circle the answer.

Tonic

Subdominant

Dominant

END OF WRITTEN EXAM

OMTA AURAL AWARENESS LEVEL 7 & 8

Aural Score

Student's Name _____

1. natural minor harmonic minor melodic minor

2. natural minor harmonic minor melodic minor



3. Presto Lento Moderato

4. $\frac{3}{4}$ $\frac{4}{4}$ $\frac{6}{8}$

5. Perfect 4th Perfect 5th Major 6th



7. Major minor



10. Interval 1 Interval 2

END OF AURAL AWARENESS TEST