

OMTA THEORY LEVEL SEVEN—VIOLIN

Student's Name _____

Written Score

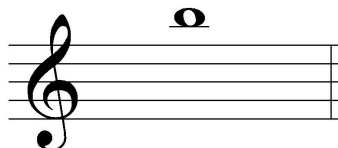
Aural Score


TOTAL SCORE

Teacher's Name _____

Write the letter name of each note on the line below. Use accidentals as needed.








Draw one note under the arrow to complete one measure in the given time signatures.



Draw one rest under the arrow to complete one measure in the given time signatures.



Write the correct time signature in the box.



Label the key signatures.



_____ minor



_____ Major



_____ minor




_____ Major


TURN TO THE NEXT PAGE

OMTA THEORY LEVEL SEVEN—VIOLIN


Draw the key signatures.



f# minor




E♭ Major




g minor

Draw the scales one octave ascending and descending using whole notes. Use accidentals as needed in both directions. Do not use a key signature.

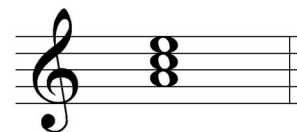


B♭ Major




c natural minor

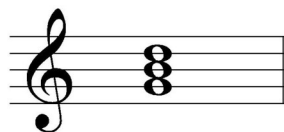
On the blank line, write the root of the triads and circle whether the triads are Major or minor.



Major
minor



Major
minor




Major
minor




Major
minor


Draw the triads in root position using whole notes. Use accidentals as needed.




E-flat Major



g minor



A Major




f-sharp minor


TURN TO THE NEXT PAGE

OMTA THEORY LEVEL SEVEN—VIOLIN

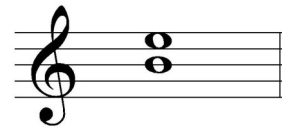
Circle the correct answer.



Perfect 5th
minor 6th
Major 6th

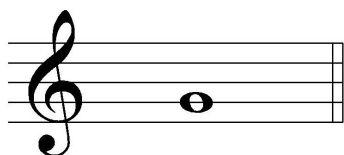


Perfect 4th
Perfect 5th
Major 6th




Perfect 4th
Perfect 5th
minor 6th


Draw the interval above each note using a whole note. Use accidentals as needed.



minor 3rd



Perfect 4th



Major 6th

Match the terms with the definitions. Write the letter of the correct definition on the blank line.

TERMS

- _____ lento
- _____ subito
- _____ phrase
- _____ con moto
- _____ perfect intervals
- _____ allargando (allarg.)
- _____ cantabile
- _____ presto
- _____ fortepiano, *fp*

DEFINITIONS

- A. In a singing style
- B. Loud followed immediately by soft
- C. A very fast tempo, faster than allegro
- D. Broadening or slowing
- E. Suddenly
- F. Unison, 4th, 5th, and octave
- G. With motion
- H. A slow tempo
- I. A musical idea similar to a sentence

TURN TO THE NEXT PAGE

OMTA THEORY LEVEL SEVEN—VIOLIN

Use the music example below to answer the following questions. The measures are numbered. Circle the correct answer or fill in the blank for each question.

Adagio

The example is in the key of _____. Include Major or minor in the answer.

What should be the time signature for this piece?

6
8

3
4

4
4

What is the meaning of *marcato* in measure 1?

Sweetly

Marked, emphasized

Tranquil, in a quiet style

What is the meaning of *accel.* in measure 3?

To play gradually slower

To play gradually louder

To play gradually faster

What type of scale is circled in measure 4?

Major

natural minor

harmonic minor

END OF WRITTEN EXAM

OMTA AURAL AWARENESS LEVELS 7 & 8

Aural Score

Student's Name _____

1. natural minor harmonic minor melodic minor

2. natural minor harmonic minor melodic minor



3. Presto Lento Moderato

4. **$\frac{3}{4}$** **$\frac{4}{4}$** **$\frac{6}{8}$**

5. Perfect 4th Perfect 5th Major 6th



7. Major minor



10. Interval 1 Interval 2

END OF AURAL AWARENESS TEST