

# OMTA THEORY LEVEL EIGHT—VIOLIN

Student's Name \_\_\_\_\_

|                    |  |
|--------------------|--|
| Written Score      |  |
| Aural Score        |  |
| <b>TOTAL SCORE</b> |  |

Teacher's Name \_\_\_\_\_

Write the letter name of each note on the line below. Do not use enharmonic spellings. Use accidentals as needed.



\_\_\_\_\_



\_\_\_\_\_

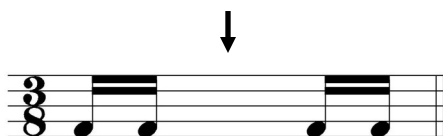


\_\_\_\_\_

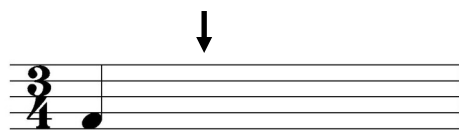
Draw an enharmonic note next to the note given using whole notes. Use accidentals as needed.



Draw one rest under the arrow to complete one measure in the given time signatures.



Draw one note under the arrow to complete one measure in the given time signatures.



TURN TO THE NEXT PAGE

## OMTA THEORY LEVEL EIGHT—VIOLIN

Label the minor key signatures.



\_\_\_\_\_ minor



\_\_\_\_\_ minor

Label the Major key signatures.




\_\_\_\_\_ Major



\_\_\_\_\_ Major

Write the name of the tonic note of each scale and circle whether the scale is Major, natural minor, harmonic minor, or melodic minor.




Major

Tonic: \_\_\_\_\_ natural minor

harmonic minor

melodic minor



Major

Tonic: \_\_\_\_\_ natural minor


harmonic minor

melodic minor


TURN TO THE NEXT PAGE

## OMTA THEORY LEVEL EIGHT—VIOLIN

Draw the scales one octave ascending and descending using whole notes. Use accidentals as needed in both directions. Do not use a key signature.



f# harmonic minor




E Major


On the blank line, write the root of the triads and circle whether the triads are Major or minor.



\_\_\_\_\_ Major  
\_\_\_\_\_ minor




\_\_\_\_\_ Major  
\_\_\_\_\_ minor



\_\_\_\_\_ Major  
\_\_\_\_\_ minor


Draw the triads in root position using whole notes. Use accidentals as needed.



A Major



c# minor




E Major

TURN TO THE NEXT PAGE

## OMTA THEORY LEVEL EIGHT—VIOLIN

Circle the correct answer.



Perfect 5th  
minor 6th  
Major 6th

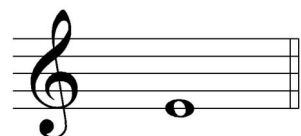


Perfect 4th  
Perfect 5th  
Major 6th




minor 6th  
Major 6th  
minor 7th

Draw the interval above each note using a whole note. Use accidentals as needed.



minor 6th



Major 3rd



Major 7th



minor 7th

Match the terms with the definitions. Write the correct letter of the definition on the blank line.

### TERMS

\_\_\_\_\_ non troppo  
\_\_\_\_\_ first inversion  
\_\_\_\_\_ una corda  
\_\_\_\_\_ perfect intervals  
\_\_\_\_\_ second inversion  
\_\_\_\_\_ dominant 7th  
\_\_\_\_\_ meno mosso  
\_\_\_\_\_ più mosso  
\_\_\_\_\_ tre corde

### DEFINITIONS

- A. Less motion, slower
- B. A Major triad built on the fifth scale degree with an added minor 7th above the root
- C. Three strings, release the soft pedal
- D. Triad with the 3rd as the lowest note
- E. More motion, faster
- F. Not too much
- G. Unison, 4th, 5th, and octave
- H. One string, depress the soft pedal
- I. Triad with the 5th as the lowest note

TURN TO THE NEXT PAGE

## OMTA THEORY LEVEL EIGHT—VIOLIN

Use the music example below to answer the following questions. The measures are numbered. Circle the correct answer or fill in the blank for each question.

**Moderato**

The music example is in the key of \_\_\_\_\_. Include Major or minor in the answer.

What is the meaning of *leggiero* in measure 1?

Sweetly

In a singing style

Light

What should be the time signature of this piece?

$\frac{2}{4}$

$\frac{3}{4}$

$\frac{4}{4}$

The F# in measure 3 is which degree of the scale?

Sixth

Fifth

Seventh

What is the interval circled in measure 4?

Perfect 4th

Perfect 5th

minor 6th

What is the sign below measure 3?

Crescendo

Diminuendo

# OMTA AURAL AWARENESS LEVELS 7 & 8

|             |
|-------------|
| Aural Score |
|-------------|

Student's Name \_\_\_\_\_

1. natural minor harmonic minor melodic minor

2. natural minor harmonic minor melodic minor



3. Presto Lento Moderato

4.  $\frac{3}{4}$   $\frac{4}{4}$   $\frac{6}{8}$

5. Perfect 4th Perfect 5th Major 6th



7. Major minor



10. Interval 1 Interval 2

END OF AURAL AWARENESS TEST