


## 2021 OMTA THEORY LEVEL FOUR—VIOLA

Student's Name \_\_\_\_\_

Written Score	
Aural Score	
<b>TOTAL SCORE</b>	

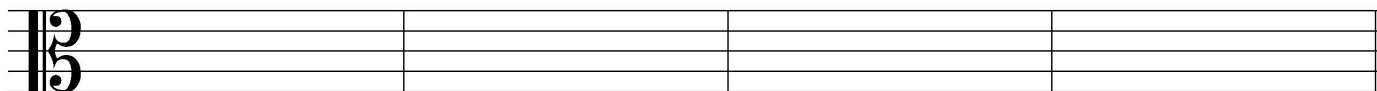
Teacher's Name \_\_\_\_\_

Write the letter name of each note on the line below. Use accidentals as needed.



\_\_\_\_\_

Draw the notes on the staff. Use whole notes.



C#

E

B

Ab

Draw the correct answer in the box.

Sharp sign

Natural sign

Whole rest

Dotted quarter note

Dotted half note


Half rest

Single eighth note


TURN TO THE NEXT PAGE

## OMTA THEORY LEVEL FOUR—VIOLA


Label the Major key signatures.



\_\_\_\_\_ Major



\_\_\_\_\_ Major




\_\_\_\_\_ Major

Label the triads.



\_\_\_\_\_



\_\_\_\_\_




\_\_\_\_\_

Write the pattern of whole steps and half steps used in a Major scale.

Write W for whole step and H for half step.

\_\_\_\_\_


Draw a Major scale one octave going up starting with the note provided. Draw one whole note on the staff above each arrow. Use accidentals as needed. Do not use a key signature.




TURN TO THE NEXT PAGE

## 2021 OMTA THEORY LEVEL FOUR—VIOLA


Label the intervals. Use 2nd, 3rd, 4th.



\_\_\_\_\_




\_\_\_\_\_



\_\_\_\_\_

Label the intervals as harmonic or melodic.



\_\_\_\_\_



\_\_\_\_\_



\_\_\_\_\_

Match the terms with the definitions. Write the letter of the correct definition on the blank line.

### TERMS

- \_\_\_\_\_ D. C. al Fine
- \_\_\_\_\_ andante
- \_\_\_\_\_ tie
- \_\_\_\_\_ pizzicato
- \_\_\_\_\_ accent
- \_\_\_\_\_ melodic interval
- \_\_\_\_\_ allegro
- \_\_\_\_\_ harmonic interval

### DEFINITIONS

- A. A walking tempo
- B. To pluck the strings with a finger
- C. Return to the beginning and play to Fine
- D. A quick, fast tempo
- E. A note that is played louder than the notes around it
- F. The distance between two notes which are played together, creating “harmony”
- G. The distance between two notes which are played separately, creating a “melody”
- H. To hold a note or rest for extra value
- I. Two notes of the same pitch that are joined together by a curved line; to hold the note for the combined value of both notes

TURN TO THE NEXT PAGE

## 2021 OMTA THEORY LEVEL FOUR—VIOLA

Use the music example below to answer the following question. The measure are numbered. Circle the correct answer or fill in the blank for each question.

**Allegro**

1 *mf* 2 3 4

What is the meaning of the tempo marking?

A walking tempo

A medium or moderate tempo

A quick, fast, tempo

The music example is in the key of \_\_\_\_\_ Major.

The sharps in the key signature are \_\_\_\_\_ and \_\_\_\_\_.

What is the meaning of the dynamic marking below measure 1?

Medium loud

Soft

Loud

What is the interval circled in measure 1?

2nd

3rd

What is the sign under measure 3?

Crescendo

Diminuendo

What is the sign over the note in measure 4?

Triad

Fermata

Accent

## 2021 OMTA AURAL AWARENESS LEVELS 3 & 4

Aural Score

Student's Name \_\_\_\_\_

- |                     |                  |
|---------------------|------------------|
| 1. Same             | Different        |
| 2. Staccato         | Legato           |
| 3. Higher           | Lower            |
| 4. Piano, <i>p</i>  | Forte, <i>f</i>  |
| 5. Legato           | Staccato         |
| 6. High             | Low              |
| 7. Higher           | Lower            |
| 8. Second           | Third            |
| 9. Gradually louder | Gradually softer |
| 10. Higher          | Lower            |

END OF AURAL AWARENESS EXAM