

2021 OMTA THEORY LEVEL FOUR—PIANO

Student's Name Key

Teacher's Name _____

Written Score	90
Aural Score	10
TOTAL SCORE	100

Write the letter name of each note on the line below. Use accidentals as needed.

C# F D E^b B A

Draw the notes on the staff. Use whole notes.

G


D

F


B

Draw the correct answer in the box.

Sharp sign




Natural sign



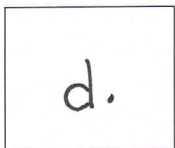
Whole rest




Dotted quarter note



Dotted half note



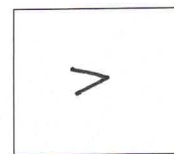
Half rest



Single eighth note




Accent




2021 OMTA THEORY LEVEL FOUR—PIANO

Draw the Major key signatures.




G Major




F Major

Draw the triads. Use whole notes.



F Major



C Major

Write the pattern of whole steps and half steps used in a Major scale.

Write W for whole step and H for half step.



W W H W W W H (2pts)

Draw a Major scale one octave going up starting with the note provided. Draw one whole note on the staff above each arrow. Use accidentals as needed. Do not use a key signature.



TURN TO THE NEXT PAGE

2021 OMTA THEORY LEVEL FOUR—PIANO

Label the intervals. Use 2nd, 3rd, or 4th.



Label the intervals as harmonic or melodic.



Match the terms with the definitions. Write the letter of the correct definition on the blank line.

TERMS

- C D. C. al fine
A andante
H tie
B parallel motion
E accent
G melodic interval
D allegro
F harmonic interval

DEFINITIONS

- A. A walking tempo
 B. Music moving in the same direction
 C. Return to the beginning and play to fine
 D. A quick, fast tempo
 E. A note that is played louder than the notes around it
 F. The distance between two notes which are played together, creating "harmony"
 G. The distance between two notes which are played separately, creating a "melody"
 H. Two notes of the same pitch that are joined together by a curved line; to hold the note for the combined value of both notes

TURN TO THE NEXT PAGE

2021 OMTA THEORY LEVEL FOUR—PIANO

Use the music example below to answer the following questions. The measures are numbered. Circle the correct answer or fill in the blank for each question.

Andante

1 *mf* 2 3 4

The music example is in the key of F (f) Major.

What is the meaning of the tempo marking?

A walking tempo

A quick, fast tempo

A medium or moderate tempo

What is the meaning of the dynamic marking below measure 1?

Medium soft

Soft

Medium loud

What is the interval circled in measure 2?

2nd

3rd

4th

What is the sign under measure 3?

Crescendo

Diminuendo

What is the symbol over the notes in measure 1?

Slur

Tie

Ritard

What is the sign over the note in measure 4?

Tie

Fermata

Slur

* Aural Test = 1 point each question

2021 OMTA AURAL AWARENESS LEVELS 3 & 4

Aural Score

Student's Name Key

1. Same

Different

2. Staccato

Legato

3. Higher

Lower

4. Piano, *p*

Forte, *f*

5. Legato

Staccato

6. High

Low

7. Higher

Lower

8. Second

Third

9. Gradually louder

Gradually softer

10. Higher

Lower