

Piano for Life
Developing Skills for a Lifetime of Musical Enjoyment

Gayle Kowalchuk and E. L. Lancaster

1. "Changing Times" by Robert Vandall from *Premier Piano Course, Duet 6*. Alfred Music
2. *Generations: The Real Differences Between Gen Z, Millennials, Gen X, Boomers, and Silents – and What They Mean for America's Future* by Jean M. Twenge. Atria Books, 2023.
3. Piano Lessons to Develop Skills for a Lifetime of Musical Enjoyment
 - Lesson for Life
 - Pencil to Paper
 - Fit for Life
 - Feel the Beat
 - At a Glance
 - Fun for Life
 - Taking the Lead
4. Landmark Chants from *Music for Little Mozarts: Reading Ensembles & Teaching Activities*, Alfred Music

Landmark: Middle C
Mid-dle C, Mid-dle C, where am I?
I live on my own lit-tle line.

Landmark: Treble G
Tre-ble clef, G clef, where are you?
Here's my cir-cle on line 2!

Landmark: Bass F
Bass clef, F clef, what can you find?
Two dots on each side of the line.

Landmark: Bass C
Two from the bot-tom, sit-ting in a space,
Bass C has its ver-y own place.
Count the spa-ces bot-tom to top.
On the sec-ond space, we will stop.

Landmark: Treble C
Tre-ble C, Tre-ble C, where can you be?
You can find me in space num-ber 3!
Count the spac-es from bot-tom to top.
Count three spac-es. Be read-y to stop!

5. Interval Activities: Fingers, Keys, Staff
6. Examples from *Easy Teacher-Student Piano Duets*, Books 1-3. Alfred Music (See page 3.)

7. Have you tried. . .
 - Instead of clapping or tapping a rhythm from repertoire, playing the rhythm on one key?
 - Playing one hand of a short section and tapping the rhythm of the other hand?
8. Reading Rhythm by Patterns (See page 4.)
9. Rhythm Words (See page 5.)
10. Have you tried. . .
 - Playing scales with one finger to secure the notes in the scale?
 - Asking the students to say scale fingerings aloud?
11. Materials to Explore:
 - *Autism & Piano Study: A Basic Teaching Vocabulary* by Scott Price.
TOMGEROUMUSIC
 - *Pentascle Pro, Books 1 and 2* by Melody Bober, Gayle Kowalchyk, and E. L. Lancaster.
Alfred Music
 - *Major Scale Pro, Books 1 and 2* by Melody Bober, Gayle Kowalchyk, and E. L. Lancaster. Alfred Music
 - *Minor Scale Pro, Books 1 and 2* by Melody Bober, Gayle Kowalchyk, and E. L. Lancaster. Alfred Music
 - *Hanon for Two* by Melody Bober. Alfred Music

SECONDO
Teacher

Round Dance

from *Melodious Duets for Teacher and Pupil*

Arnoldo Sartorio (1853-1936)
Op. 996, No. 11

Allegretto

Musical score for the Teacher part of 'Round Dance'. It consists of four systems of piano notation. The first system includes the tempo marking 'Allegretto' and the dynamic marking 'mf'. The score is written in G major and 2/4 time. The first system has a measure rest of 3 measures. The second system has a measure rest of 2 measures. The third system has a measure rest of 2 measures. The fourth system has a measure rest of 2 measures. The piece concludes with a double bar line.

PRIMO
Student

Round Dance

from *Melodious Duets for Teacher and Pupil*

Arnoldo Sartorio (1853-1936)
Op. 996, No. 11

Allegretto

Both hands one octave higher than written throughout

Musical score for the Student part of 'Round Dance'. It consists of four systems of piano notation. The first system includes the tempo marking 'Allegretto' and the dynamic marking 'mf', along with the instruction 'Both hands one octave higher than written throughout'. The score is written in G major and 2/4 time. The first system has a measure rest of 3 measures. The second system has a measure rest of 2 measures. The third system has a measure rest of 2 measures. The fourth system has a measure rest of 2 measures. The piece concludes with a double bar line.

Easy Teacher-Student Piano Duets, Book 1 (E) 46128

SECONDO
Teacher

Spring Song*

from *30 Instructive and Melodious Piano Duets*

Arnoldo Sartorio (1853-1936)
Op. 432, No. 17

Allegro

Musical score for the Teacher part of 'Spring Song'. It consists of four systems of piano notation. The first system includes the tempo marking 'Allegro' and the dynamic marking 'mf'. The score is written in G major and 2/4 time. The first system has a measure rest of 3 measures. The second system has a measure rest of 2 measures. The third system has a measure rest of 2 measures. The fourth system has a measure rest of 2 measures. The piece concludes with a double bar line.

* Title is editorial.

PRIMO
Student

Spring Song*

from *30 Instructive and Melodious Piano Duets*

Arnoldo Sartorio (1853-1936)
Op. 432, No. 17

Allegro


Both hands one octave higher than written throughout


Musical score for the Student part of 'Spring Song'. It consists of four systems of piano notation. The first system includes the tempo marking 'Allegro' and the dynamic marking 'mf', along with the instruction 'Both hands one octave higher than written throughout'. The score is written in G major and 2/4 time. The first system has a measure rest of 3 measures. The second system has a measure rest of 2 measures. The third system has a measure rest of 2 measures. The fourth system has a measure rest of 2 measures. The piece concludes with a double bar line.


* Title is editorial.


Easy Teacher-Student Piano Duets, Book 2 (E/LE) 46129


Beginning Rhythm Patterns


1. 


2. 


3. 


4. 


5. 

6. 

7. 

8. 

9. 

10. 

28

New Time Signature

3 means 3 counts in every measure.
4 means a quarter note gets 1 count.

Dotted Half Note

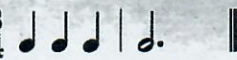
3 counts (beats)
 1 dotted half note = 3 quarter notes



Count: 1 - 2 - 3 1 2 3

Theory Book: page 22
 Performance Book: page 11

Rhythm 7



Count: 1 2 3 1-2-3

Tap and count aloud 3 times each day.

Let's Take a Trip




Let's take a trip. We'll pack our bags. We don't care where we'll go. We'll pack our bags. We don't care where we'll go.

3/4 *mf*

Count: 1 2 3 1 - 2 - 3

5

LH Count: 1

Closer Look Circle the steps that move up in Let's Take a Trip. Then, count 1 - 2 - 3 for each measure as you play.

Duet: Student plays one octave higher.
 Moderately fast



Sixteenth Notes

4 sixteenth notes equal 2 eighth notes or 1 quarter note.

Count: 1 e + a (and) 1 - e + - a 1 - e - + - a



Sixteenth notes are often grouped in pairs or in groups of 4:



Tap and count aloud (or say the words) these rhythm patterns.

- Count: 1 e + a 2 - e + - a 1 e + a 2 - e + - a
Say: Cal - i - for - nia sun - shine Cal - i - for - nia sun - shine
- Count: 1 - e + a 2 - e + a 1 - e + a 2 - e - + - a
Say: Straw - ber - ry straw - ber - ry straw - ber - ry grape
- Count: 1 e + - a 2 e + - a 1 e + - a 2 - e + - a
Say: Tan - ge - rine tan - ge - rine tan - ge - rine ap - ple

Sight-Reading

Play these melodies from Johann Sebastian Bach's *Musette in D Major* (see Performance Book 4, pages 28-29). Count aloud.

-
-
-
-