

Theory Level 7 – 3rd and 4th Ledger Line Note Naming

Write the letter name of each note on the line below. Remember to correctly place flats, sharps and naturals. If naturals are present, include them in your answer.

A musical staff with a treble clef and a brace on the left. It contains six measures. The notes are: Measure 1: Treble clef, 3rd ledger line, sharp sign, note head. Measure 2: Treble clef, 4th ledger line, flat sign, note head. Measure 3: Treble clef, 3rd ledger line, note head. Measure 4: Treble clef, 4th ledger line, sharp sign, note head. Measure 5: Treble clef, 4th ledger line, note head. Measure 6: Treble clef, 4th ledger line, note head.

♭

A musical staff with a treble clef and a brace on the left. It contains six measures. The notes are: Measure 1: Treble clef, 3rd ledger line, note head. Measure 2: Treble clef, 4th ledger line, note head. Measure 3: Treble clef, 4th ledger line, note head. Measure 4: Treble clef, 4th ledger line, sharp sign, note head. Measure 5: Treble clef, 4th ledger line, flat sign, note head. Measure 6: Treble clef, 4th ledger line, note head.


♭

A musical staff with a treble clef and a brace on the left. It contains six measures. The notes are: Measure 1: Treble clef, 4th ledger line, note head. Measure 2: Treble clef, 4th ledger line, flat sign, note head. Measure 3: Treble clef, 4th ledger line, sharp sign, note head. Measure 4: Treble clef, 4th ledger line, note head. Measure 5: Treble clef, 4th ledger line, note head. Measure 6: Treble clef, 4th ledger line, note head.


♭

Theory Level 7 – Key Signature Identification


Write the name of the Major or minor key shown by each key signature.



_____ Major



_____ minor



_____ minor



_____ Major



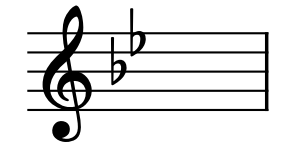
_____ Major



_____ minor



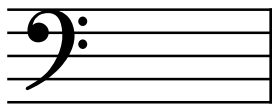
_____ Major



_____ Major



_____ Major



_____ Major



_____ minor



_____ minor



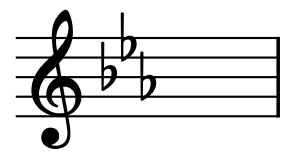
_____ Major



_____ minor




_____ minor



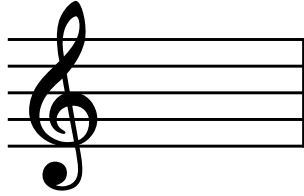
_____ minor

Theory Level 7 – Key Signature Writing

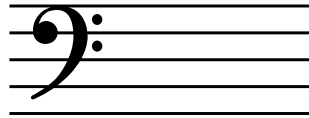
Draw the correct key signature for each Major or minor key.




D Major




b minor




g minor




C Major




B-flat Major




E-flat Major




d minor




a minor




F Major




D Major




c minor



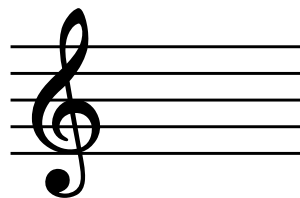
f-sharp minor




e minor



G Major



A Major



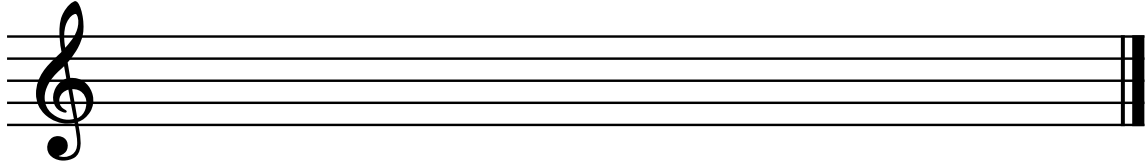
E-flat Major

Theory Level 7 – Scale Writing

A, E-flat Major and f-sharp, c minor

Draw the scales one octave ascending and descending. Use whole notes. Use accidentals as needed. Do not use a key signature.

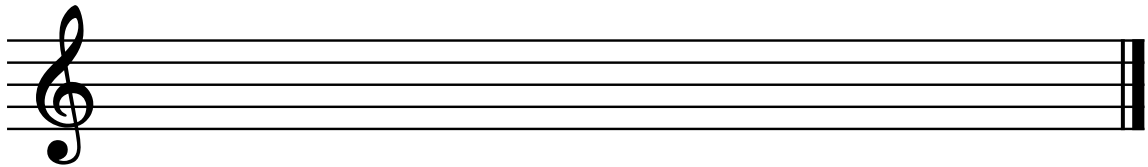
f-sharp
natural minor




c harmonic
minor



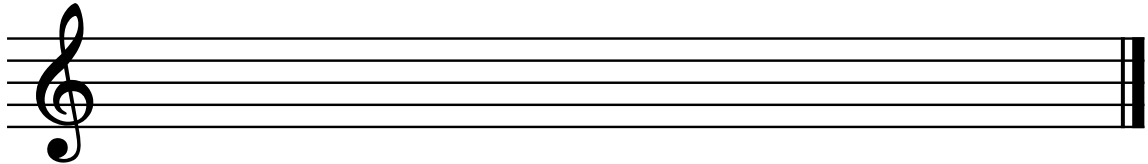
f-sharp
melodic
minor



c natural
minor



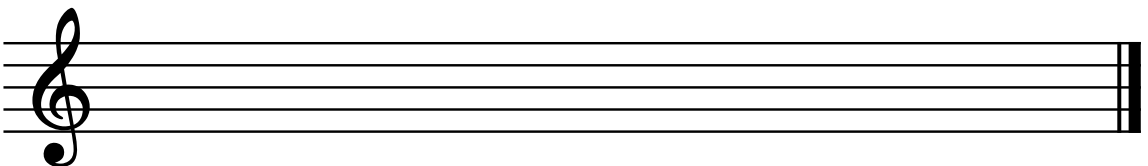
f-sharp
harmonic
minor




c melodic
minor



A Major





E-flat Major

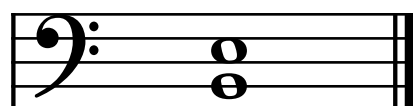



Theory Level 7 – Interval Identification


Label the intervals as Major 2nd, minor 2nd, Major 3rd, minor 3rd, Perfect 4th, Perfect 5th, Major 6th or minor 6th









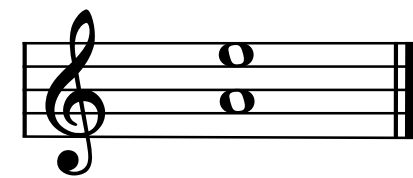























Theory Level 7 – Interval Writing

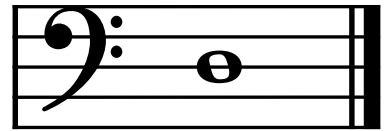
Draw the correct interval above each note using a whole note. Use accidentals as needed.




Major 6th



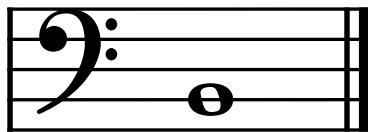
minor 2nd




Perfect 5th



Major 2nd




minor 6th



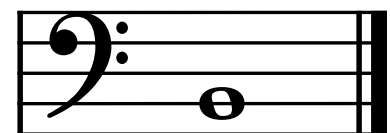
minor 3rd




Perfect 4th



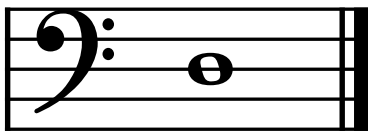
minor 6th




Major 6th



Perfect 4th




Major 3rd




Perfect 5th



minor 3rd



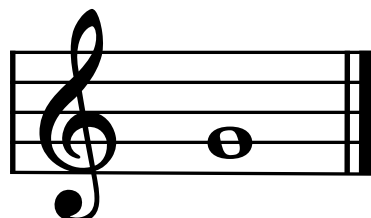


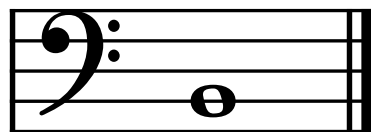


Major 2nd









minor 2nd

Theory Level 7 – Triad Writing

Complete the **minor** triads above the given root using whole notes. Use accidentals as needed.



Complete the **Major** triads above the given root using whole notes. Use accidentals as needed.




Theory Level 7 – Triad Identification

On the blank line, write the root of the triads and circle whether the triads are Major or minor.




Major

_____ minor



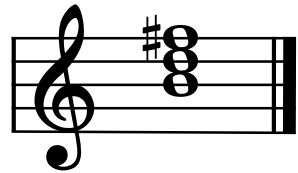
Major

_____ minor




Major

_____ minor




Major

_____ minor




Major

_____ minor



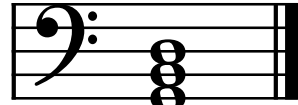
Major

_____ minor




Major

_____ minor




Major

_____ minor



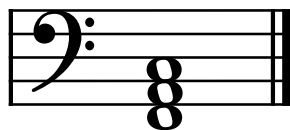
Major

_____ minor




Major

_____ minor




Major

_____ minor



Major

_____ minor




Major

_____ minor




Major

_____ minor



Major

_____ minor




Major

_____ minor

Theory Level 7 – Scale Identification


Write the name of each scale. Include Major, natural minor, harmonic minor, or melodic minor in your answer.


















Theory Level 7 – Music Symbol Drawing

Draw the correct music symbol in each box.

Dotted half note

Two sixteenth notes beamed

Fortissimo

Natural

Four sixteenth notes beamed

Pianissimo

Dotted quarter rest

Fermata

Treble clef

Eighth-note triplet

Sharp

Single sixteenth note

Flat

Two eighth notes beamed

Fortepiano

Accent

Dotted quarter note

Sixteenth rest

Whole rest

Half rest

Theory Level 7 – Terms and Definitions

Fill in each blank with the correct word from the word list.

Word List

allargando
cantabile
con moto
expressivo

lento
maestoso
presto
root position triad

subito
tranquillo
perfect fourth
perfect fifth

phrase
fortepiano
perfect intervals

_____ Loud followed immediately by soft

_____ Broadening or slowing

_____ Suddenly

_____ With motion

_____ A slow tempo

_____ In a singing style

_____ With feeling and emotion

_____ Interval of seven half steps

_____ Interval of five half steps

_____ A musical idea similar to a sentence

_____ Unison, 4th, 5th, and octave

_____ Majestic, dignified

_____ Triad built in thirds

_____ In a quiet style

_____ A very fast tempo, faster than allegro